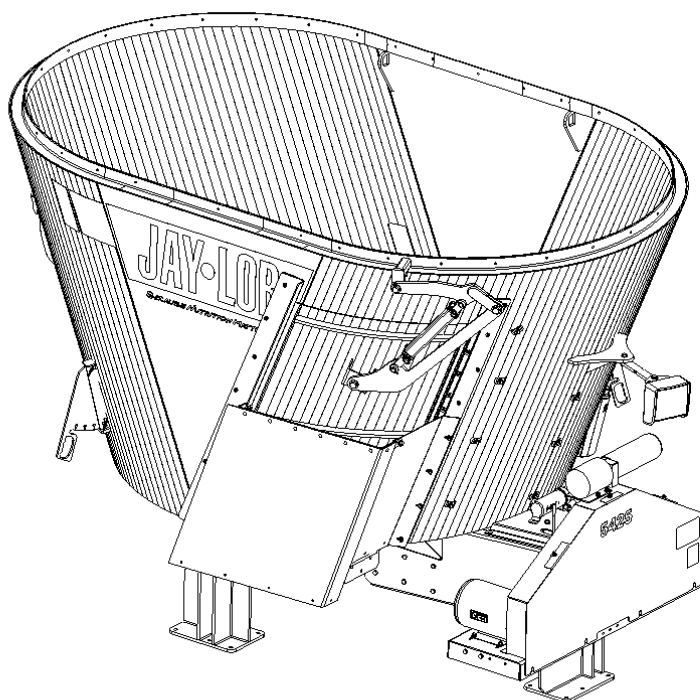


# JAY•LOR<sup>®</sup> BECAUSE NUTRITION MATTERS.™

## PARTS BOOK

### 5000 SERIES STATIONARY MODELS

5350ST 5425ST 5425ST-3PH 5575ST-3PH  
5750ST 5850ST 51000ST



---

*"Because Nutrition Matters™"*

## TABLE OF CONTENTS

- A. INTRODUCTION**
- B. CONTACT INFORMATION**
- C. GENERAL INFORMATION**
- D. PART NUMBERING SYSTEM**
- E. SERIAL NUMBER LOCATION**
- F. 001 – DRUM PARTS**
- G. 002 – FRAME PARTS**
- H. 003 – LADDER / PLATFORM PARTS**
- I. 005 – AUGER PARTS**
- J. 006 – CONVEYOR PARTS**
- K. 007 – DRIVELINE / GEARBOX PARTS**
- L. 008 – LUBE SYSTEMS**
- M. 009 – HYDRAULIC / PNEUMATIC PARTS**
- N. 010 – SCALE / LIGHTING PARTS**

## A. INTRODUCTION

This Dealer Copy of the Parts Book contains common and general information applicable to the Jaylor Mixers. It has been carefully designed to ensure that correct and accurate information is portrayed in every area of a typical unit, enabling efficient and effective service to the end user of Jaylor products.

The format of this book consists of a fundamental breakdown of components and assemblies according to the area in which they are located or function on the machine. Each section contains illustrative information regarding a part or an assembly, along with information such as part numbers and quantities included. For details and pricing information regarding parts and assemblies depicted in the illustrations please contact Jaylor. Our service personnel will be more than willing to assist you in obtaining information as it pertains to Jaylor products. Information and pricing for non-stock and/or custom items will be quoted on request.

### **Note:**

Parts and assemblies in this book may not be exactly as shown. Jaylor reserves the right to make any changes/revisions/amendments at any time as deemed necessary to ensure that correct information is provided.

## B. CONTACT INFORMATION

Contact Jaylor at:



071213 10<sup>th</sup> Line  
East Garafraxa, ON  
Canada  
L9W 6Z9

**Phone:** (519) 787-9353  
**Fax:** (519) 787-7053  
**E-mail:** [jaylor@jaylor.com](mailto:jaylor@jaylor.com)  
**On the web:** [www.jaylor.com](http://www.jaylor.com)

## C. GENERAL INFORMATION

It is important to use extreme caution when performing any type of service to this equipment. General information regarding service procedures and intervals is covered in the Owner Manual provided with the new product. For more specific product service, please contact Jaylor to obtain Technical Service Bulletins that outline the procedures and requirements for such.

It is also important to ensure that only Jaylor genuine or approved parts are to be used where applicable. Mismatched or incorrect components can result in machine damage or malfunction, or possibly personal injury.

## D. PART NUMBERING SYSTEM

The Jaylor part numbering system consists of eleven digits as shown below:

XXX-000-12345

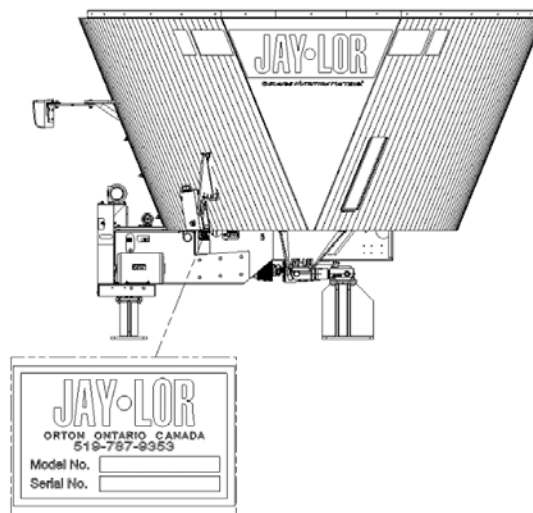
The first three digits are the **Product Group Code** (PGC), which consists of three alpha characters which will be referred to as (XXX). The next three numeric digits will be referred to as (000) and represent the **Product Code** (PC). The next five numeric digits represent the **Part Number** (PN) and are referred to as (12345).

The Product Code (PC) follows the following numbering convention:

PC	Description
000	Universal Parts
001	Drum Parts
002	Frame/Hitch Parts
003	Ladder / Platform Parts
004	Wheel / Hub / Axle Parts
005	Auger Parts
006	Conveyor Parts
007	Driveline / Gearbox Parts
008	Lube Systems
009	Hydraulic and Pneumatic Parts
010	Scale / Lighting Parts

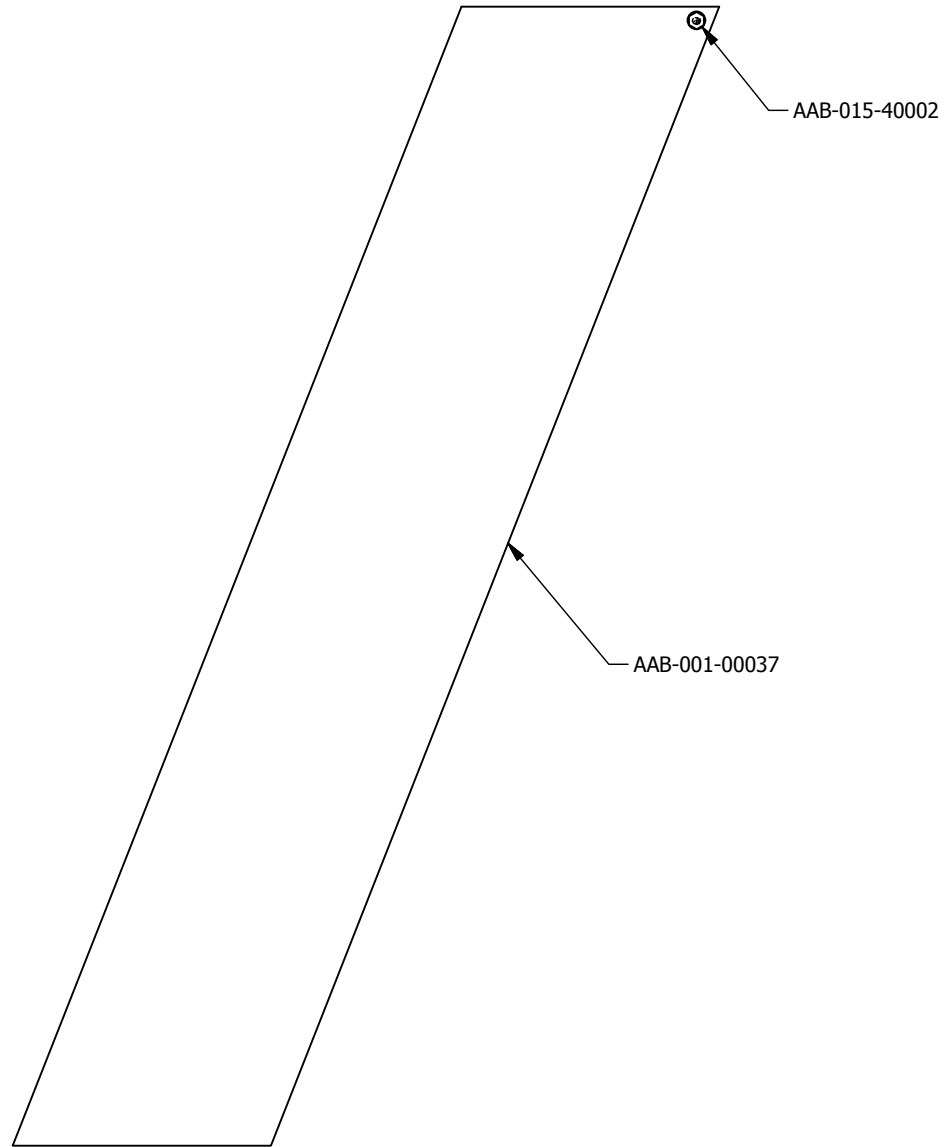
## E. SERIAL NUMBER LOCATION

When ordering components for Jaylor products it is important to include the machine model and serial numbers if applicable. The serial number plate is located on the frame of the machine as indicated in the diagram below:



**F. 001 – DRUM PARTS****Drawing Number Reference Chart:**

Part	Model						
	5350ST	5425ST	5425ST-3PH	5575ST-3PH	5750ST	5850ST	51000ST
Viewing Window	AAA-054-00144						
Drum Extensions	AAA-054-00145						
Restrictor Blade	AAA-054-00172						
Hay Retention Ring	AAA-054-00252						
Doors	AAA-054-00253				AAA-054-00274		



DRWN : D RODGERS

DATE : 9/18/2013

MAT : Lexan, Clear

TOLERANCES (UNLESS SPECIFIED OTHERWISE)  
 FRACTIONAL ± 1/16"  
 DEC X.X ± 0.1"  
 DEC X.XX ± 0.06"  
 DEC X.XXX ± 0.031"  
 ANGULAR ± 0.5°

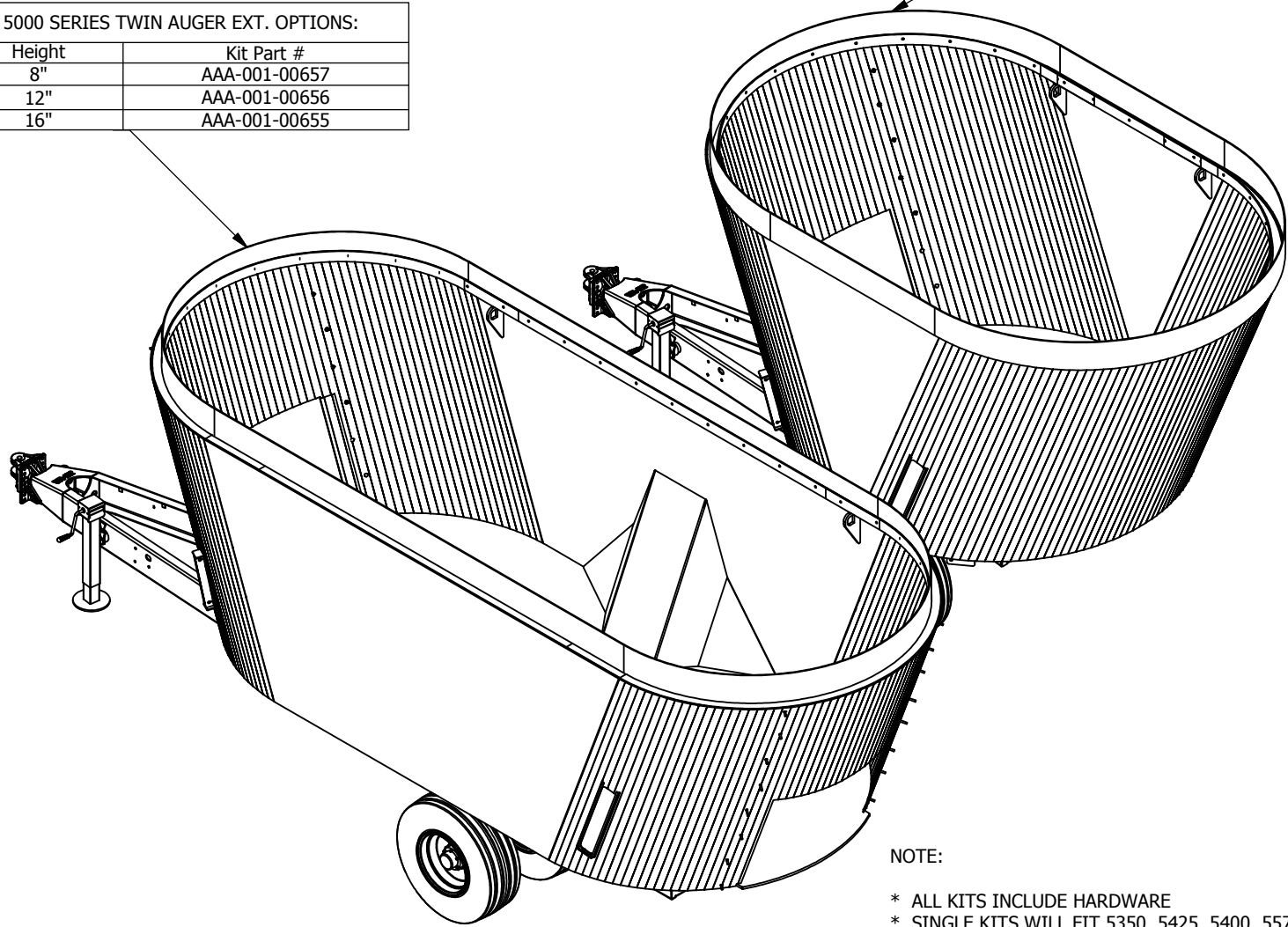


VIEW REP :	SHEET 1 OF 1	R#	DATE	DESCRIPTION	DR	CK
TITLE : WNDW VIEWING				FILE NO : AAA-054-00144.idw		

CONFIDENTIAL: THESE DRAWINGS AND COPIES THEREOF REMAIN THE PROPERTY OF JAY-LOR FABRICATING INC. ANY PERSON FOUND UNLAWFULLY USING, DISTRIBUTING, OR IN POSSESSION OF THE ABOVE WILL BE PROSECUTED

5000 SERIES SINGLE AUGER EXT. OPTIONS:	
Height	Kit Part #
8"	AAA-001-00647
12"	AAA-001-00648
16"	AAA-001-00649

5000 SERIES TWIN AUGER EXT. OPTIONS:	
Height	Kit Part #
8"	AAA-001-00657
12"	AAA-001-00656
16"	AAA-001-00655



- NOTE:
- \* ALL KITS INCLUDE HARDWARE
  - \* SINGLE KITS WILL FIT 5350, 5425, 5400, 5575
  - \* TWIN KITS WILL FIT 5600, 5650, 5750, 5850 , 5850HD, 51000HD & 51250HD

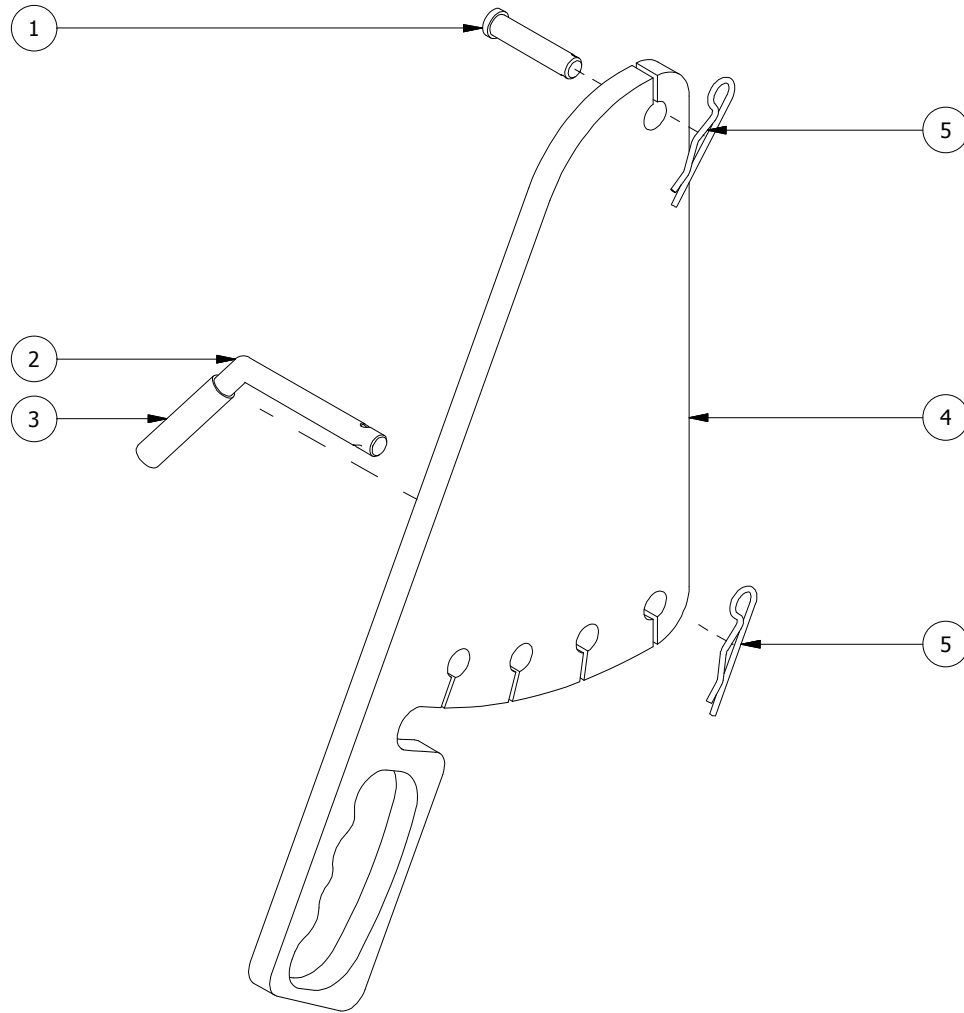
DR	Jan .v. Ee	TOLERANCES (UNLESS SPECIFIED OTHERWISE) FRACTIONAL ± 1/16" DEC X.X ± 0.1" DEC X.XX ± 0.06" DEC X.XXX ± 0.031" ANGULAR ± 0.5°	<b>JAY•LOR</b> Fabricating Inc
DAT	10/31/2012		
MAT			

UNITS	PAPER A	SHEET 1 OF 1	R#	DATE	DESCRIPTION	DR	CK
TITLE 5000 SERIES DRUM EXTENSION KITS						FILE NO	AAA-054-00145.idw

CONFIDENTIAL: THESE DRAWINGS AND COPIES THEREOF REMAIN THE PROPERTY OF JAY-LOR FABRICATING INC. ANY PERSON FOUND UNLAWFULLY USING, DISTRIBUTING, OR IN POSSESSION OF THE ABOVE WILL BE PROSECUTED

Parts List			
ITEM	PART NUMBER	TITLE	QTY
1	AAB-001-00017	PIN PIVOT 1/2 X 2.41	1
2	AAB-001-00020	PIN BENT ADJUSTMENT 1/2 X 3-5/8	1
3	AAB-015-40009	GRIP ADJUSTMENT PIN VINYL 1/2 X 2-1/2	1
4	AAA-001-01346-P3	RB 5000 SERIES (PAINTED)	1
5	AAB-001-00019	PIN HTCH CLIP 1/8 X 2-9/16	2

\*RESTRICTOR BLADE KIT AVAILABLE AS  
PART # AAA-001-01606



DRWN : JET

DATE : 12/23/2014

MAT :

TOLERANCES (UNLESS SPECIFIED OTHERWISE)  
 FRACTIONAL ± 1/16"  
 DEC X.X ± 0.1"  
 DEC X.XX ± 0.06"  
 DEC X.XXX ± 0.031"  
 ANGULAR ± 0.5°

**JAY•LOR**  
Fabricating Inc

VIEW REP : SHEET 1 OF 1 R# DATE DESCRIPTION DR CK

TITLE : RB ASSY 5000 SERIES

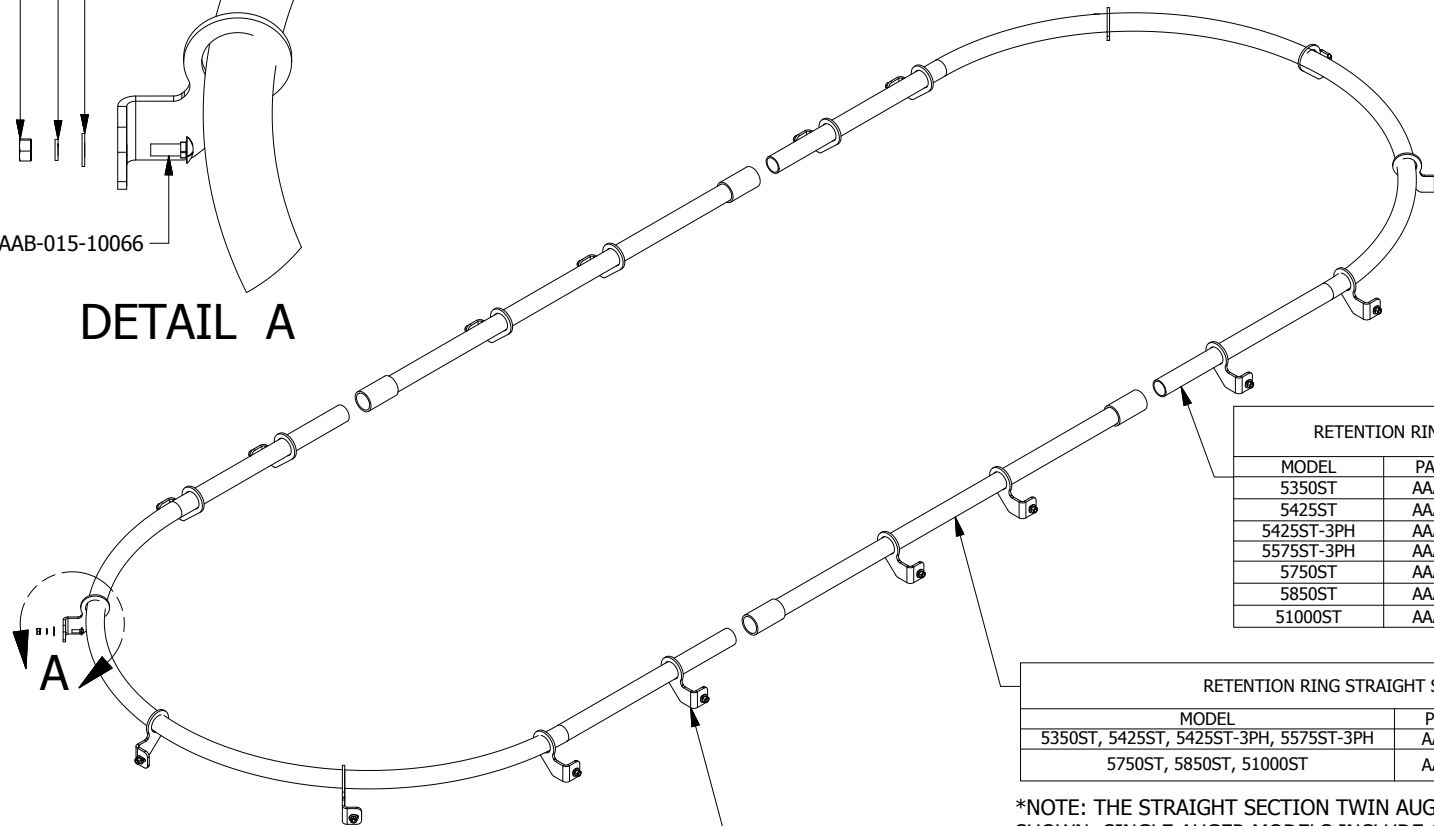
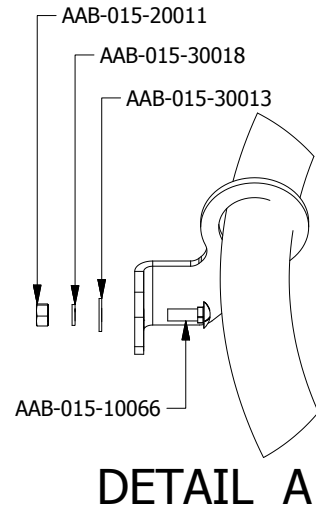
FILE NO : AAA-054-00172.idw

CONFIDENTIAL: THESE DRAWINGS AND COPIES THEREOF REMAIN THE PROPERTY OF JAY-LOR FABRICATING INC. ANY PERSON FOUND UNLAWFULLY USING, DISTRIBUTING, OR IN POSSESSION OF THE ABOVE WILL BE PROSECUTED



BRACKET HARDWARE				
MODEL	PART NUMBER	DESCRIPTION	QTY (HD MODELS)	QTY (5350, 5425)
ALL	AAB-015-20011	HEX NUT 1/2" UNC GRD 5	18	12
ALL	AAB-015-30018	LOCK WASHER 1/2"	18	12
ALL	AAB-015-30013	FLAT WASHER 1/2" USS	18	12
ALL	AAB-015-10066	CARRIAGE BOLT 1/2 X 1-1/2 UNC GRD 5	18	12

RETENTION RING KITS 5000 SERIES STATIONARY		
MODEL	PART NUMBER	DESCRIPTION
5350ST	AAA-001-01703	RET. RING 5350 KIT
5425ST	AAA-001-01603	RET. RING 5425 KIT
5425ST-3PH	AAA-001-01603	RET. RING 5425 KIT
5575ST-3PH	AAA-001-01707	RET. RING 5575 KIT
5750ST	AAA-001-01507	RET. RING 5750 KIT
5850ST	AAA-001-01711	RET. RING 5850 KIT
51000ST	AAA-001-01713	RET. RING 51000 & 51250 KIT



RETENTION RING CURVED SECTIONS 5000 SERIES STATIONARY			
MODEL	PART NUMBER	DESCRIPTION	QTY
5350ST	AAA-001-01702	RET. RING 74" DIA.	2
5425ST	AAA-001-01595	RET. RING 80" DIA.	2
5425ST-3PH	AAA-001-01595	RET. RING 80" DIA.	2
5575ST-3PH	AAA-001-01706	RET. RING 80.5" DIA.	2
5750ST	AAA-001-01360	RET. RING 74" DIA.	2
5850ST	AAA-001-01710	RET. RING 80" DIA.	2
51000ST	AAA-001-01712	RET. RING 85.5" DIA.	2

RETENTION RING STRAIGHT SECTIONS 5000 SERIES STATIONARY			
MODEL	PART NUMBER	DESCRIPTION	QTY
5350ST, 5425ST, 5425ST-3PH, 5575ST-3PH	AAA-001-01602	RET. RING 30" WELDMENT*	2
5750ST, 5850ST, 51000ST	AAA-001-01586	RET. RING 80" WELDMENT*	2

\*NOTE: THE STRAIGHT SECTION TWIN AUGER WELDMENTS INCLUDE TWO BRACKETS AS SHOWN; SINGLE AUGER MODELS INCLUDE ONLY ONE BRACKET PER SECTION

RETENTION RING BRACKET 5000 SERIES STATIONARY				
MODEL	PART NUMBER	DESCRIPTION	QTY (TWIN MODELS)	QTY (SINGLE MODELS)
ALL	AAA-001-01359	RET. RING BRACKET 3/8"	18	12

DRWN : DEnwright	TOLERANCES (UNLESS SPECIFIED OTHERWISE) FRACTIONAL ± 1/16" DEC X.X ± 0.1" DEC X.XX ± 0.06" DEC X.XXX ± 0.031" ANGULAR ± 0.5°	<b>JAY•LOR</b> Fabricating Inc
DATE : 8/2/2017		
MR : _____		

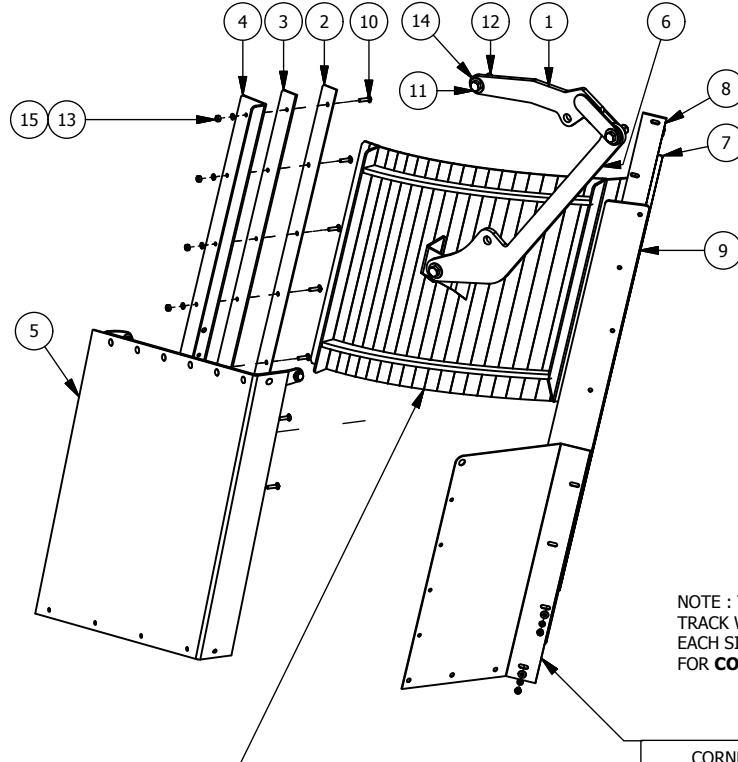
VIEW REP :	SHEET 1 OF 1	R#	DATE	DESCRIPTION	DR	CK
------------	--------------	----	------	-------------	----	----

TITLE : HAY RETENTION RING 5000 SERIES STATIONARY

FILE NO : AAA-054-00252.idw

CONFIDENTIAL: THESE DRAWINGS AND COPIES THEREOF REMAIN THE PROPERTY OF JAY-LOR FABRICATING INC. ANY PERSON FOUND UNLAWFULLY USING, DISTRIBUTING, OR IN POSSESSION OF THE ABOVE WILL BE PROSECUTED

**CORNER DOOR  
STANDARD**



Parts List			
ITEM	PART NUMBER	TITLE	QTY
1	AAA-001-00536-P3	LWR ARM WELDMENT SINGLE CYL HOLE	1
2	AAA-001-00621	INNER CORNER DOOR SPCR REAR 1/8T	1
3	AAA-001-00622	INNER CORNER DOOR SPCR REAR 64 1/4H X 1/4T	1
4	AAA-001-00623	OUTER CORNER DOOR TRACK REAR 64 1/4H X 1/4T	1
5	AAA-001-00653	DISCHARGE SHIELD ASSY (90" & 96" DIA)	1
6	AAA-001-00737-P3	LONG DOOR ARM 5/8T	1
7	AAA-001-00859	INNER DOOR SPCR 1/8T X 67H	1
8	AAA-001-00860	INNER DOOR SPCR 1/8T X 67H	1
9	AAA-001-00901	OUTER DOOR TRACK 1/4T X 67-1/2H (CORNER DOORS)	1
10	AAB-015-10061	BOLT CARRIAGE 3/8 X 1-1/2 UNC GRD 5	11
11	AAB-015-10079	BOLT HEX 3/4 X 3 UNC GRD 5	3
12	AAB-015-20016	NUT HEX LOCK NYLON 3/4 UNC GRD 8	3
13	AAB-015-20017	NUT HEX 3/8 UNC GRD 2	15
14	AAB-015-30015	WSHR FLAT 3/4 USS	6
15	AAB-015-30017	WSHR LOCK 3/8	15

NOTE : THE BOTTOM FOUR DOOR TRACK BOLTS ON THE FRONT DOOR TRACK WILL BE LONGER THAN THE UPPER DOOR TRACK BOLTS ON EACH SIDE OF THE MACHINE. THIS APPLIES TO SINGLE AUGER MIXERS FOR **CORNER DOORS ONLY**.

CORNER DOOR PART NUMBERS	
MODEL	PART #
5350ST	AAA-001-00334
5425ST	AAA-001-00272
5425ST-3PH	AAA-001-00272
5575ST-3PH	AAA-001-00330

CORNER DOOR COMPONENTS 5000 SERIES STATIONARY SINGLES			
MODEL	PART #	DESCRIPTION	QTY
5350ST	AAA-001-00328	DRUM SHIELD 90"	1
5425ST	AAA-001-00293	DRUM SHIELD 96"	1
5425ST-3PH	AAA-001-00293	DRUM SHIELD 96"	1
5575ST-3PH	AAA-001-00336	DRUM SHIELD 101.5"	1

DRWN : Bcrawford	TOLERANCES (UNLESS SPECIFIED OTHERWISE) FRACTIONAL ± 1/16" DEC X.X ± 0.1" DEC X.XX ± 0.06" DEC X.XXX ± 0.031" ANGULAR ± 0.5°	<b>JAY-LOR<sup>®</sup></b> Fabricating Inc
DATE : 8/2/2017		
MAT :		

CONFIDENTIAL: THESE DRAWINGS AND COPIES THEREOF REMAIN THE PROPERTY OF JAY-LOR FABRICATING INC. ANY PERSON FOUND UNLAWFULLY USING, DISTRIBUTING, OR IN POSSESSION OF THE ABOVE WILL BE PROSECUTED

**NOTE:**

TWIN STATIONARY MODELS CAN ONLY COME EQUIPPED WITH REGULAR (NON-DROP) CORNER DOORS

CORNER DOOR COMPONENTS - INNER DOOR SPACER 1/8T			
MODEL	PART NUMBER	DESCRIPTION	QTY
5750ST	AAA-001-00621	INNER DOOR SPACER 1/8T	1
5850ST	AAA-001-00621	INNER DOOR SPACER 1/8T	1
51000ST	AAA-001-00621	INNER DOOR SPACER 1/8T	1

CORNER DOOR COMPONENTS - INNER DOOR SPACER 1/4T			
MODEL	PART NUMBER	DESCRIPTION	QTY
5750ST	AAA-001-00622	INNER DOOR SPACER 1/4T	1
5850ST	AAA-001-00622	INNER DOOR SPACER 1/4T	1
51000ST	AAA-001-00622	INNER DOOR SPACER 1/4T	1

CORNER DOOR COMPONENTS - OUTER DOOR TRACK 1/4T			
MODEL	PART NUMBER	DESCRIPTION	QTY
5750ST	AAA-001-00623	OUTER DOOR TRACK 1/4T	1
5850ST	AAA-001-00623	OUTER DOOR TRACK 1/4T	1
51000ST	AAA-001-00623	OUTER DOOR TRACK 1/4T	1

CORNER DOOR COMPONENTS - DISCHARGE SHIELD ASSEMBLY			
MODEL	PART NUMBER	DESCRIPTION	QTY
5750ST & 5850ST	AAA-001-00653	DISCHARGE SHIELD ASSY 90" & 96" DRUM	1
51000ST	AAA-001-00654	DISCHARGE SHIELD ASSY 101.5" DRUM	1

CORNER DOOR COMPONENTS			
MODEL	PART NUMBER	DESCRIPTION	QTY
ALL TWINS	AAA-001-00536-P3	UPPER DOOR ARM WELDMNT	1
ALL TWINS	AAA-001-00737-P3	LOWER DOOR ARM	1
ALL TWINS	AAA-001-00859	INNER DOOR SPACER 1/8T	2
ALL TWINS	AAA-001-00860	INNER DOOR SPACER 1/4T	2
ALL TWINS	AAA-001-00901	OUTER DOOR TRACK 1/4T	2

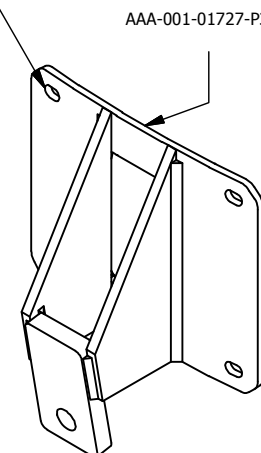
CORNER DOOR PART NUMBERS	
MODEL	PART #
5750ST	AAA-001-00334
5850ST	AAA-001-00272
51000ST	AAA-001-00330

UPPER LUG MOUNTING HARDWARE 51250ST		
PART NUMBER	DESCRIPTION	QTY
AAB-015-10060	CARRIAGE BOLT 3/8 X 1-1/4 UNC GRD 2	4
AAB-015-30012	FLAT WASHER 3/8	4
AAB-015-30017	LOCK WASHER 3/8	4
AAB-015-20017	HEX NUT 3/8 UNC GRD 2	4

NOTE : THE BOTTOM FOUR DOOR TRACK BOLTS ON THE FRONT DOOR TRACK WILL BE LONGER THAN THE UPPER DOOR TRACK BOLTS ON EACH SIDE OF THE MACHINE. THIS APPLIES TO **CORNER DOORS ONLY**.

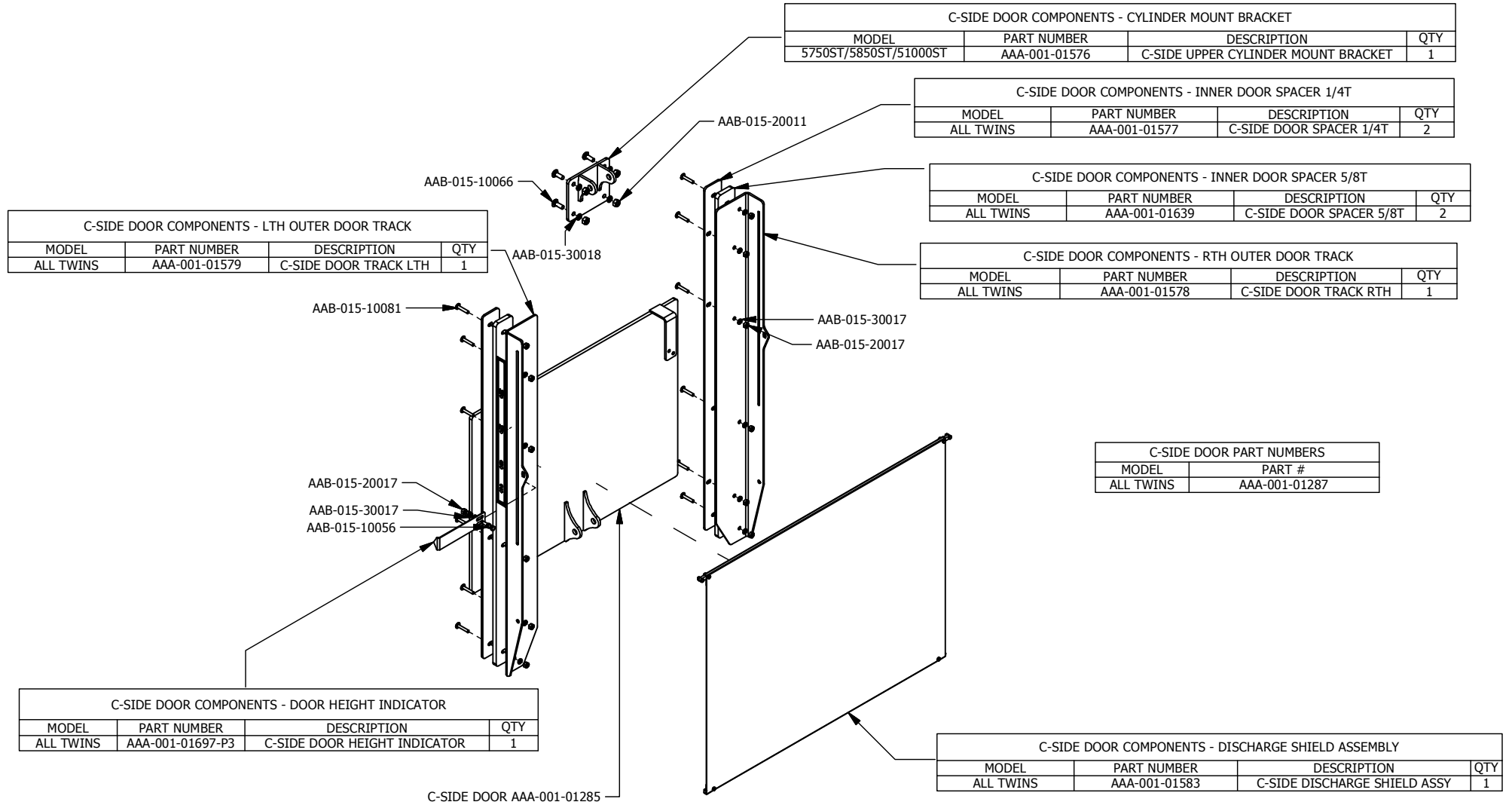
STANDARD CORNER DOOR HARDWARE			
MODEL	PART NUMBER	DESCRIPTION	QTY
ALL TWINS	AAB-015-10079	HEX BOLT 3/4 X 3 UNC GRD 5	3
ALL TWINS	AAB-015-30015	FLAT WASHER 3/4	6
ALL TWINS	AAB-015-20016	NYLON LOCK HEX NUT 3/4	3
ALL TWINS	AAB-015-10061	CARRIAGE BOLT 3/8 X 1-1/2 UNC GRD 5	11
ALL TWINS	AAB-015-10081	CARRIAGE BOLT 3/8 X 2 UNC GRD 5	4
ALL TWINS	AAB-015-30017	LOCK WASHER 3/8	15
ALL TWINS	AAB-015-20017	HEX NUT 3/8 UNC GRD 2	15
ALL TWINS	AAB-015-30012	FLAT WASHER 3/8	4

CORNER DOOR COMPONENTS - DRUM SHIELD			
DRUM SIZE	PART #	DESCRIPTION	QTY
5750ST	AAA-001-00328	DRUM SHIELD 90"	1
5850ST	AAA-001-00293	DRUM SHIELD 96"	1
51000ST	AAA-001-00336	DRUM SHIELD 101.5"	1



DRWN : CDiRamo	TOLERANCES (UNLESS SPECIFIED OTHERWISE)	<b>JAY-LOR</b> Fabricating Inc						
DATE : 1/30/2015	FRACTIONAL ± 1/16" DEC X.X ± 0.1" DEC X.XX ± 0.06" DEC X.XXX ± 0.031" ANGULAR ± 0.5°							
VIEW REP :	SHEET 1 OF 2	R#	DATE	DESCRIPTION	DR	CK	MAT :	CONFIDENTIAL: THESE DRAWINGS AND COPIES THEREOF REMAIN THE PROPERTY OF JAY-LOR FABRICATING INC. ANY PERSON FOUND UNLAWFULLY USING, DISTRIBUTING, OR IN POSSESSION OF THE ABOVE WILL BE PROSECUTED
TITLE : DOOR DISCHARGE COMPONENTS 5000 SERIES TWIN AUGER STATIONARY MODELS				FILE NO : AAA-054-00274.idw				

**C-SIDE DOOR**



C-SIDE DOOR COMPONENTS - CYLINDER MOUNT BRACKET			
MODEL	PART NUMBER	DESCRIPTION	QTY
5750ST/5850ST/51000ST	AAA-001-01576	C-SIDE UPPER CYLINDER MOUNT BRACKET	1

C-SIDE DOOR COMPONENTS - INNER DOOR SPACER 1/4T			
MODEL	PART NUMBER	DESCRIPTION	QTY
ALL TWINS	AAA-001-01577	C-SIDE DOOR SPACER 1/4T	2

C-SIDE DOOR COMPONENTS - INNER DOOR SPACER 5/8T			
MODEL	PART NUMBER	DESCRIPTION	QTY
ALL TWINS	AAA-001-01639	C-SIDE DOOR SPACER 5/8T	2

C-SIDE DOOR COMPONENTS - RTH OUTER DOOR TRACK			
MODEL	PART NUMBER	DESCRIPTION	QTY
ALL TWINS	AAA-001-01578	C-SIDE DOOR TRACK RTH	1

C-SIDE DOOR COMPONENTS - LTH OUTER DOOR TRACK			
MODEL	PART NUMBER	DESCRIPTION	QTY
ALL TWINS	AAA-001-01579	C-SIDE DOOR TRACK LTH	1

C-SIDE DOOR PART NUMBERS	
MODEL	PART #
ALL TWINS	AAA-001-01287

C-SIDE DOOR COMPONENTS - DOOR HEIGHT INDICATOR			
MODEL	PART NUMBER	DESCRIPTION	QTY
ALL TWINS	AAA-001-01697-P3	C-SIDE DOOR HEIGHT INDICATOR	1

C-SIDE DOOR COMPONENTS - DISCHARGE SHIELD ASSEMBLY			
MODEL	PART NUMBER	DESCRIPTION	QTY
ALL TWINS	AAA-001-01583	C-SIDE DISCHARGE SHIELD ASSY	1

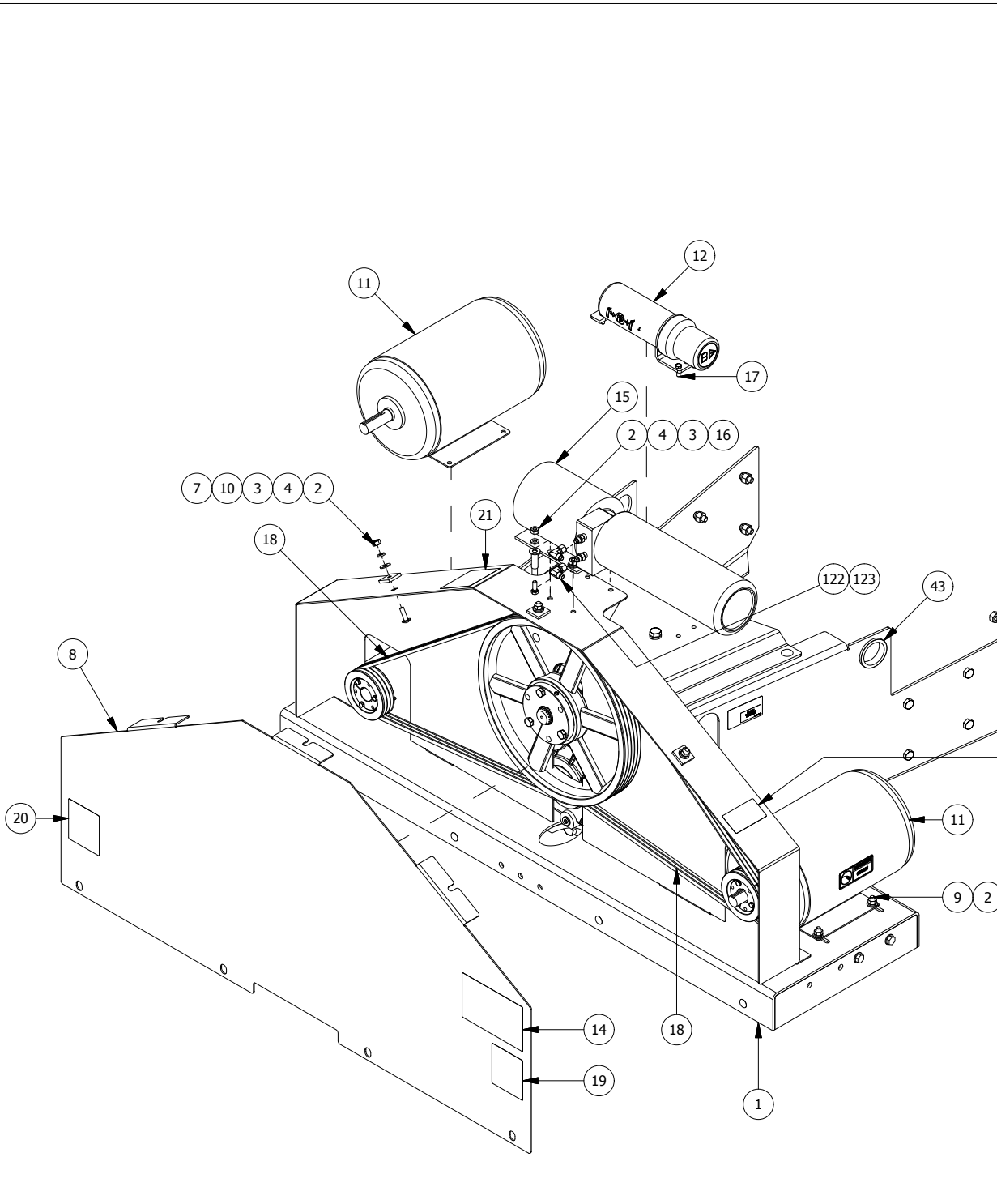
C-SIDE DOOR HARDWARE			
MODEL	PART NUMBER	DESCRIPTION	QTY
ALL TWINS	AAB-015-10081	CARRIAGE BOLT 3/8 X 2 UNC GRD 5	12
ALL TWINS	AAB-015-30017	LOCK WASHER 3/8	14
ALL TWINS	AAB-015-20017	HEX NUT 3/8 UNC GRD 2	14
ALL TWINS	AAB-015-20011	HEX NUT 1/2 UNC GRD 5	4
ALL TWINS	AAB-015-30018	LOCK WASHER 1/2	4
ALL TWINS	AAB-015-10066	CARRIAGE BOLT 1/2 X 1-1/2 UNC GRD 5	4
ALL TWINS	AAB-015-10056	HEX BOLT 3/8 X 1 UNC GRD 2	2

DRWN : CDiRamio	TOLERANCES (UNLESS SPECIFIED OTHERWISE) FRACTIONAL ± 1/16" DEC X.X ± 0.1" DEC X.XX ± 0.06" DEC X.XXX ± 0.031" ANGULAR ± 0.5°	<b>JAY-LOR</b> Fabricating Inc
DATE : 1/30/2015		
MAT :		

**G. 002 – FRAME PARTS**

**Drawing Number Reference Chart:**

Part	Model						
	5350ST	5425ST	5425ST-3PH	5575ST-3PH	5750ST	5850ST	51000ST
Platform Assembly	AAA-054-00254		AAA-054-00435		AAA-054-00270		
Foot Kit	AAA-054-00272				AAA-054-00271		



Parts List			
ITEM	PART NUMBER	TITLE	QTY
1	AAA-002-00437	STATIONARY FRAME PLATFORM WELDMNT	1
1	AAB-015-20011	NUT HEX 1/2 UNC GRD 5	26
2	AAB-015-20017	NUT HEX 3/8 UNC GRD 2	25
3	AAB-015-30012	WSHR FLAT 3/8 USS	33
4	AAB-015-30017	WSHR LOCK 3/8	25
5	AAB-015-10063	BOLT HEX 1/2 X 1-1/2 UNC GRD 5	18
6	AAB-015-30018	WSHR LOCK 1/2	22
7	AAA-002-01123	STATIONARY BELT SHROUD 5000 SERIES	1
8	AAA-002-00442	BELT DRIVE ACCESS COVER 1/8T	1
9	AAA-002-00455	MOTOR SLIDE	2
10	AAA-006-00135	PLASTIC SPCR 1/4T	3
11	AAB-007-00600	ELECTRIC MOTOR 10 HP 220V	2
12	AAB-002-00001	MANUAL HOLDER	1
13	AAB-012-00043 (5000)	DECAL IMPORTANT USE PROPER SHEAR BOLTS	1
14	AAB-012-00116 (5000)	DECAL DANGER ROTATING AUGER PINCH POINT HAZARD	1
15	AAB-009-00378	HYD POWER PACK 1 GPM 3 POSITION MANUAL VALVE KMC16/P12/R42/N11/C08/B11/H/DG17	1
16	AAB-015-10056	BOLT HEX 3/8 X 1 UNC GRD 2	4
17	AAB-015-10036	BOLT HEX 5/16 X 1 UNC GRD 5	3
18	AAB-007-00676	V BELT 3-3V900	2
43	AAB-015-50000	GROMMET 2-3/8DIA	1
19	AAB-012-00032 (5000)	DECAL DANGER DANGER ROTATING DRVLN	1
20	AAB-012-00035 (5000)	WARNING ROTATING PART HAZARD	1
21	AAB-012-00036	DECAL WARNING HIGH PRESSURE FLUID HAZARD	1
122	AAB-009-00445	FIT 90DEG 6 FJIC X 6 MJIC	2
123	AAB-009-00713	FIT ADPT 6 MORB X 6 MJIC	2

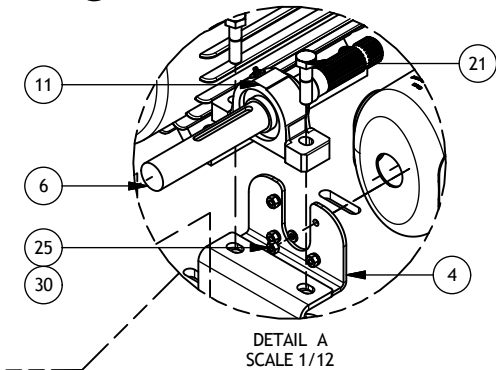
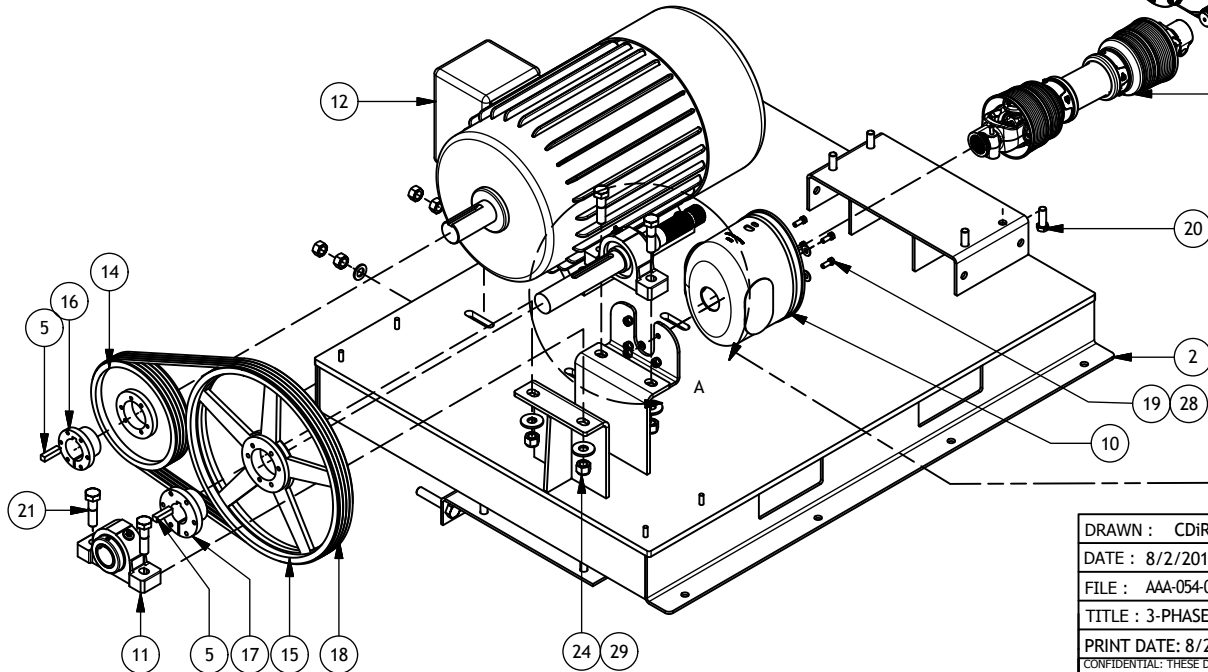
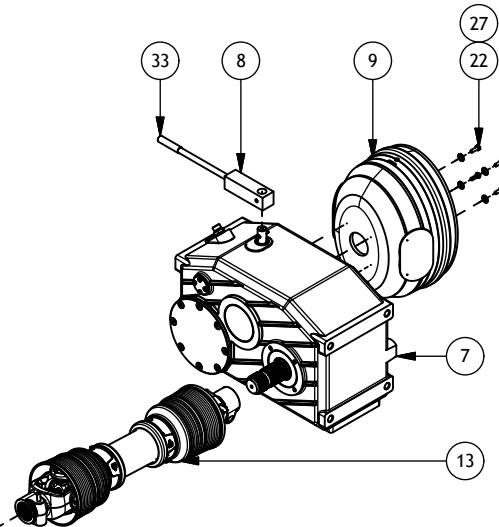
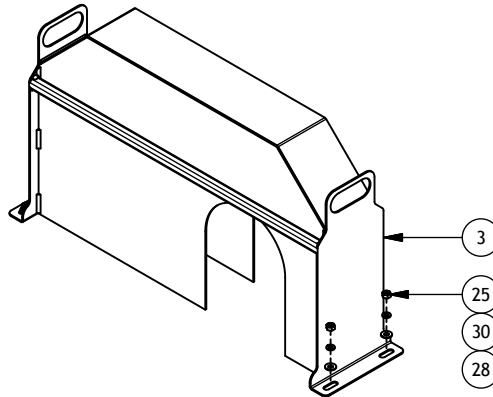
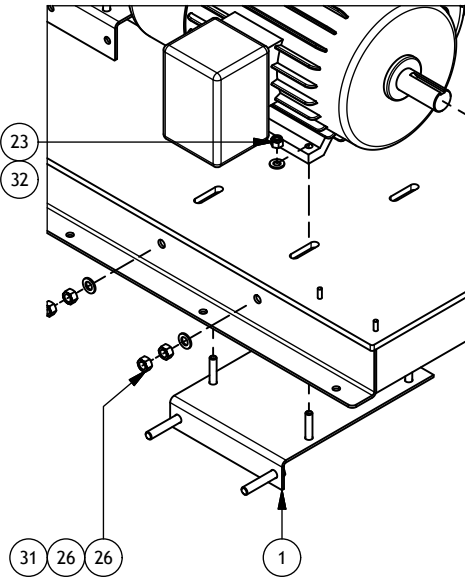
VIEW REP :	SHEET 1 OF 1	R#	DATE	DESCRIPTION	DR	CK
TITLE : 1-PHASE PLATFORM ASSY SINGLE STATIONARY 5000 SERIES				FILE NO : AAA-054-00254.idw		

DRWN :	TOLERANCES (UNLESS SPECIFIED OTHERWISE)	
DATE : 8/2/2017	FRACTIONAL ± 1/16"	
	DEC X.X ± 0.1"	
	DEC X.XX ± 0.06"	
	DEC X.XXX ± 0.031"	
MAT :	ANGULAR ± 0.5°	

CONFIDENTIAL: THESE DRAWINGS AND COPIES THEREOF REMAIN THE PROPERTY OF JAY-LOR FABRICATING INC. ANY PERSON FOUND UNLAWFULLY USING, DISTRIBUTING, OR IN POSSESSION OF THE ABOVE WILL BE PROSECUTED

# MOTOR POSITIONING PARTS

Parts List				Parts List			
ITEM	PART NUMBER	TITLE	QTY	ITEM	PART NUMBER	TITLE	QTY
1	AAA-002-02746	MOTOR SLIDE WELDMENT	1	18	AAB-007-01071	V-BELT 3V/1 RIB/80L	4
2	AAA-003-00342	5425/5575 STATIONARY PLATFORM WELDMENT	1	19	AAB-015-10056	BOLT HEX 3/8 X 1 UNC GRD 2	4
3	AAA-003-00355	5425/5575 STATIONARY V-BELT SHIELD PAINTED	1	20	AAB-015-10073	BOLT HEX 16MM X 45MM GRD 10.9	4
4	AAA-003-00358	PTO CONE PLT W/ 1" SLOT 1/4T	1	21	AAB-015-10079	BOLT HEX 3/4 X 3 UNC GRD 5	4
5	AAA-005-00669	KEY STOCK 1/2 X 1/2 X 2L	2	22	AAB-015-10089	BOLT HEX 1/4 X 3/4 UNC GRD 5	4
6	AAA-007-00070	DRIVE SHAFT 1-3/4 20 SP X 1-15/16DIA KEYED 19-3/4L	1	23	AAB-015-20015	NUT HEX 5/8 LOCK NYLON GRD 8	4
7	AAA-007-00734-P3	GRBX 2 SPD AP 502 (1.8:1) & (2.7:1) PAINTED	1	24	AAB-015-20016	NUT HEX LOCK NYLON 3/4 UNC GRD 8	4
8	AAA-007-00840-P3	SHIFTER HANDLE WELDMENT AP502	1	25	AAB-015-20017	NUT HEX 3/8 UNC GRD 2	8
9	AAB-007-00322	PTO COVER YELLOW	1	26	AAB-015-20023	NUT HEX 3/4 UNC GRD 5	4
10	AAB-007-00323	DRIVESHFT COUNTER CONE BLACK WITH FLAPS	1	27	AAB-015-30011	WSHR FLAT 5/16 USS	4
11	AAB-007-00618	DODGE PILLOWBLOCK BEARING 1-15/16DIA	2	28	AAB-015-30012	WSHR FLAT 3/8 USS	8
12	AAB-007-00637	ELECTRIC MOTOR 3PH / 60HP / 230/460V TEFC 326T	1	29	AAB-015-30015	WSHR FLAT 3/4 USS	4
13	AAB-007-01059	PTO NUM 6 1-3/4F 20SP X 1-3/4F 20SP X 29.3125/40.0625	1	30	AAB-015-30017	WSHR LOCK 3/8	8
14	AAB-007-01067	PULLEY 3V/4 GROOVE/10.60"OD/QD BUSHING	1	31	AAB-015-30026	WSHR FLAT 3/4 HARDENED	2
15	AAB-007-01068	PULLEY 3V/4 GROOVE/19.00"OD/QD BUSHING	1	32	AAB-015-30028	WSHR FLAT 5/8 SAE HARDENED	4
16	AAB-007-01069	QD BUSHING SK/2-1/8" BORE/1/2" KEYWAY	1	33	AAB-015-40009	GRIP ADJUSTMENT PIN VINYL 1/2 X 2-1/2	1
17	AAB-007-01070	QD BUSHING SF/1-15/16" BORE/1/2" KEYWAY	1				

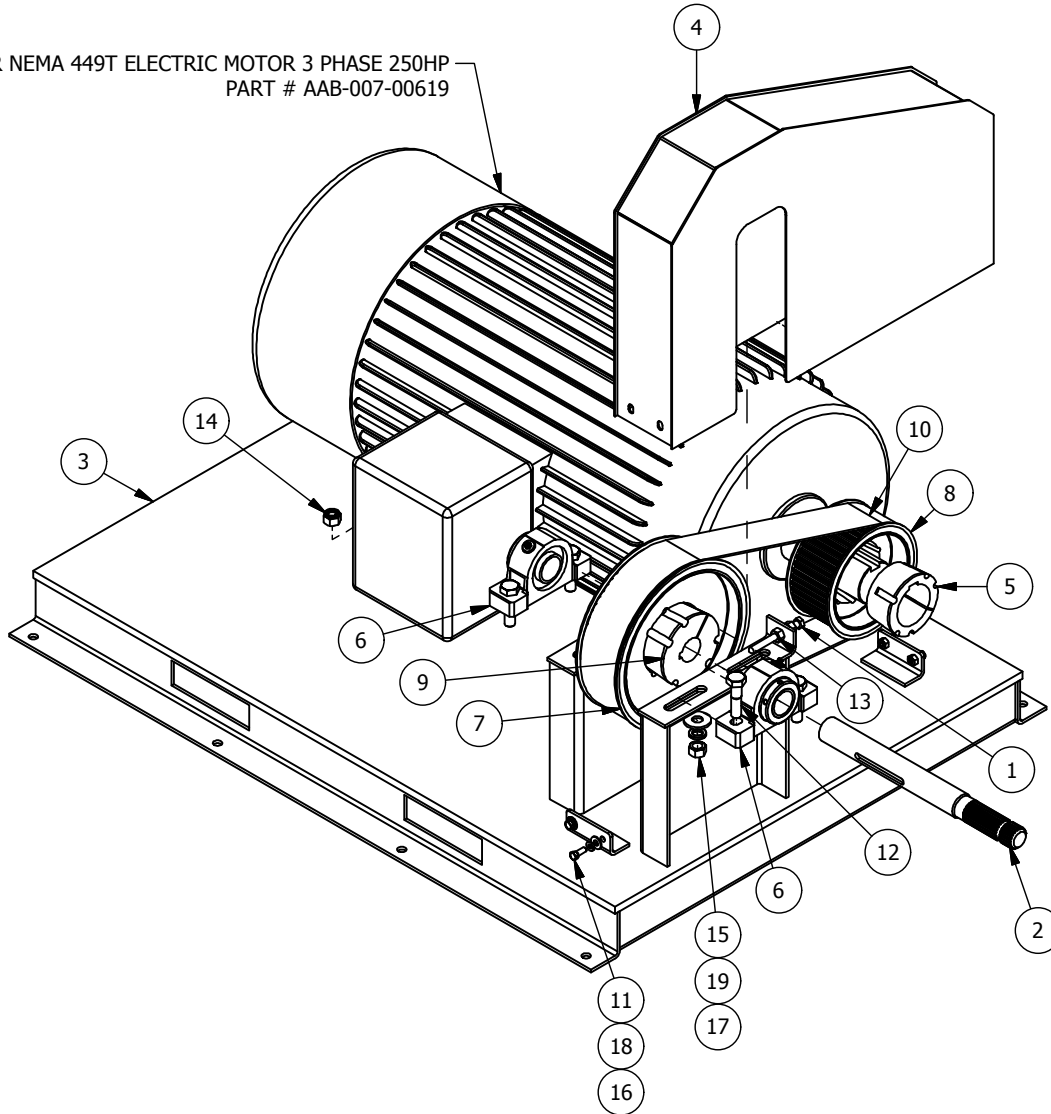


DRAWN : CDiRamio		TOLERANCES (UNLESS SPECIFIED OTHERWISE)
DATE : 8/2/2017		FRACTIONAL ± 1/16"
FILE : AAA-054-00435		DEC X.X ± 0.1"
TITLE : 3-PHASE PLATFORM ASSY SINGLE STATIONARY 5000 SERIES		DEC X.XXX ± 0.06"
PRINT DATE: 8/2/2017	SHEET 1 OF 1	DEC X.XXX ± 0.031"
ANGULAR ± 0.5°		
<small>CONFIDENTIAL: THESE DRAWINGS AND COPIES THEREOF REMAIN THE PROPERTY OF JAY-LOR FABRICATING INC. ANY PERSON FOUND UNLAWFULLY USING, DISTRIBUTING, OR IN POSSESSION OF THE ABOVE WILL BE PROSECUTED</small>		

Parts List

ITE	PART NUMBER	TITLE	QTY
1	AAA-006-00352	BOLT HEX FULL THREAD MOD 1/2 X 5 X 13	2
2	AAA-007-00070	DRIVE SHAFT 1-3/4 20 SP X 1-15/16DIA KEYED 19-3/4L	1
3	AAA-007-00817	STATIONARY NEMA 449T PLATFORM WELDMNT	1
4	AAA-007-00825	STATIONARY NEMA 449T BELT SHROUD WELDMNT	1
5	AAB-007-00613	BUSHING GATES TAPER LOCK 3525 3-3/8	1
6	AAB-007-00618	DODGE PILLOWBLOCK BEARING 1-15/16DIA	2
7	AAB-007-00820	SPROCKET GATES POLY CHAIN 14MX-75S-90	1
8	AAB-007-00821	SPROCKET GATES POLY CHAIN 14MX-50S-90	1
9	AAB-007-00822	BUSHING GATES TAPER LOCK 4030 1 15/16	1
10	AAB-007-00823	BELT GATES POLY CHAIN 14MGT-1890-90	1
11	AAB-015-10056	BOLT HEX 3/8 X 1 UNC GRD 2	4
12	AAB-015-10079	BOLT HEX 3/4 X 3 UNC GRD 5	4
13	AAB-015-20011	NUT HEX 1/2 UNC GRD 5	4
14	AAB-015-20016	NUT HEX LOCK NYLON 3/4 UNC GRD 8	4
15	AAB-015-20023	NUT HEX 3/4 UNC GRD 5	4
16	AAB-015-30012	WSHR FLAT 3/8 USS	4
17	AAB-015-30015	WSHR FLAT 3/4 USS	4
18	AAB-015-30017	WSHR LOCK 3/8	4
19	AAB-015-30022	WSHR LOCK 3/4	4

MOTOR NEMA 449T ELECTRIC MOTOR 3 PHASE 250HP  
PART # AAB-007-00619



DR	GMills	TOLERANCES (UNLESS SPECIFIED OTHERWISE) FRACTIONAL ± 1/16" DEC X.X ± 0.1" DEC X.XX ± 0.06" DEC X.XXX ± 0.031" ANGULAR ± 0.5°	<b>JAY•LOR</b> Fabricating Inc
DAT	1/30/2015		
MAT			

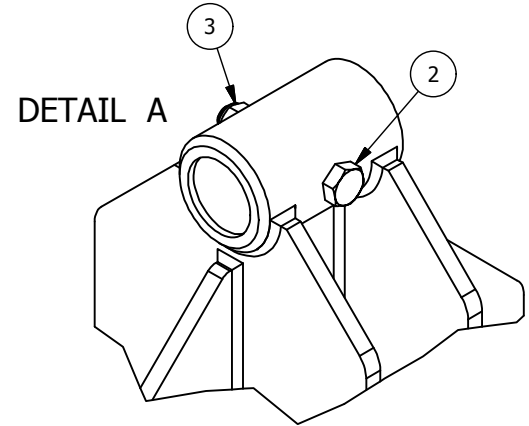
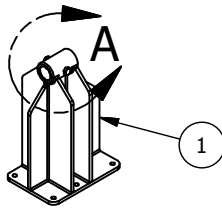
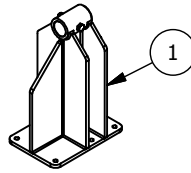
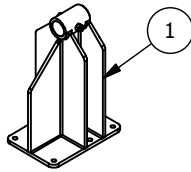
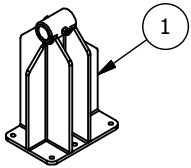
UNITS	PAPER A	SHEET 1 OF 1	R#	DATE	DESCRIPTION	DR	CK
-------	---------	--------------	----	------	-------------	----	----

TITLE TWIN AUGER STATIONARY PLATFORM ASSY FILE NO AAA-054-00270.idw

CONFIDENTIAL: THESE DRAWINGS AND COPIES THEREOF REMAIN THE PROPERTY OF JAY-LOR FABRICATING INC. ANY PERSON FOUND UNLAWFULLY USING, DISTRIBUTING, OR IN POSSESSION OF THE ABOVE WILL BE PROSECUTED

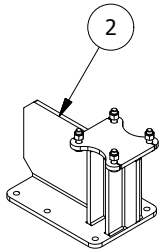
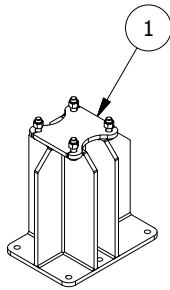


Parts List			
ITE	PART NUMBER	TITLE	QTY
1	AAA-002-01105-P3	5000 SERIES TWIN STATIONARY FOOT WELDMENT	4
2	AAB-015-10071	BOLT HEX 3/4 X 5 UNC GRD 8	4
3	AAB-015-20016	NUT HEX LOCK NYLON 3/4 UNC GRD 8	4

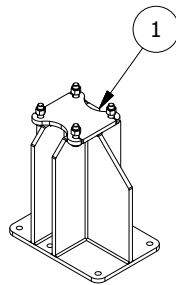
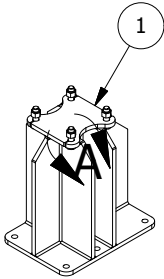


UNITS	PAPER A	SHEET 1 OF 1	R#	DATE	DESCRIPTION	DR	CK
TITLE					FILE NO		
5000 SERIES TWIN STATIONARY FOOT KIT					AAA-054-00271.idw		

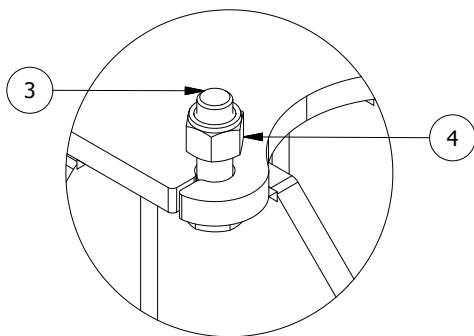
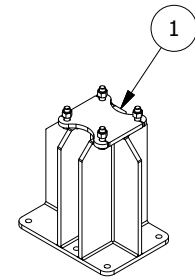
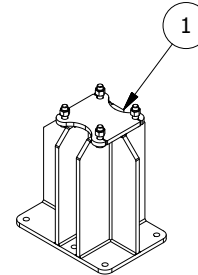
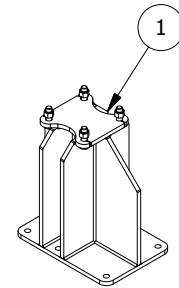
DR	GMills	TOLERANCES (UNLESS SPECIFIED OTHERWISE) FRACTIONAL ± 1/16" DEC X.X ± 0.1" DEC X.XX ± 0.06" DEC X.XXX ± 0.031" ANGULAR ± 0.5°	
DAT	1/30/2015		
MAT			
<small>CONFIDENTIAL: THESE DRAWINGS AND COPIES THEREOF REMAIN THE PROPERTY OF JAY-LOR FABRICATING INC. ANY PERSON FOUND UNLAWFULLY USING, DISTRIBUTING, OR IN POSSESSION OF THE ABOVE WILL BE PROSECUTED</small>			



1-PHASE MODELS



3-PHASE MODELS



DETAIL A  
SCALE 1 / 4

1-Phase Models Parts List

ITEM	PART NUMBER	TITLE	QTY
1	AAA-002-01128-P3	5000 SERIES SNGL STATIONARY FOOT (PAINTED)	2
2	AAA-002-01131-P3	5000 SERIES SNGL STATIONARY FRT FOOT (PAINTED)	1
3	AAB-015-10134	BOLT HEX 3/4 X 2-1/2 UNC GRD 8	12
4	AAB-015-20016	NUT HEX LOCK NYLON 3/4 UNC GRD 8	12

3-Phase Models Parts List

ITEM	PART NUMBER	TITLE	QTY
1	AAA-002-01128-P3	5000 SERIES SINGLE STATIONARY FOOT (PAINTED)	4
3	AAB-015-10134	BOLT HEX 3/4 X 2-1/2 UNC GRD 8	16
4	AAB-015-20016	NUT HEX LOCK NYLON 3/4 UNC GRD 8	16

DRWN : CDiRamio

DATE : 8/2/2017

MAT :

TOLERANCES (UNLESS SPECIFIED OTHERWISE)  
 FRACTIONAL ± 1/16"  
 DEC X.X ± 0.1"  
 DEC X.XX ± 0.06"  
 DEC X.XXX ± 0.031"  
 ANGULAR ± 0.5°



VIEW REP :

SHEET 1 OF 1

R#

DATE

DESCRIPTION

DR

CK

TITLE : 5000 SERIES SNGL STATIONARY FEET

FILE NO : AAA-054-00272.idw

CONFIDENTIAL: THESE DRAWINGS AND COPIES THEREOF REMAIN THE PROPERTY OF JAY-LOR FABRICATING INC. ANY PERSON FOUND UNLAWFULLY USING, DISTRIBUTING, OR IN POSSESSION OF THE ABOVE WILL BE PROSECUTED

**H. 003 – LADDER / PLATFORM PARTS**

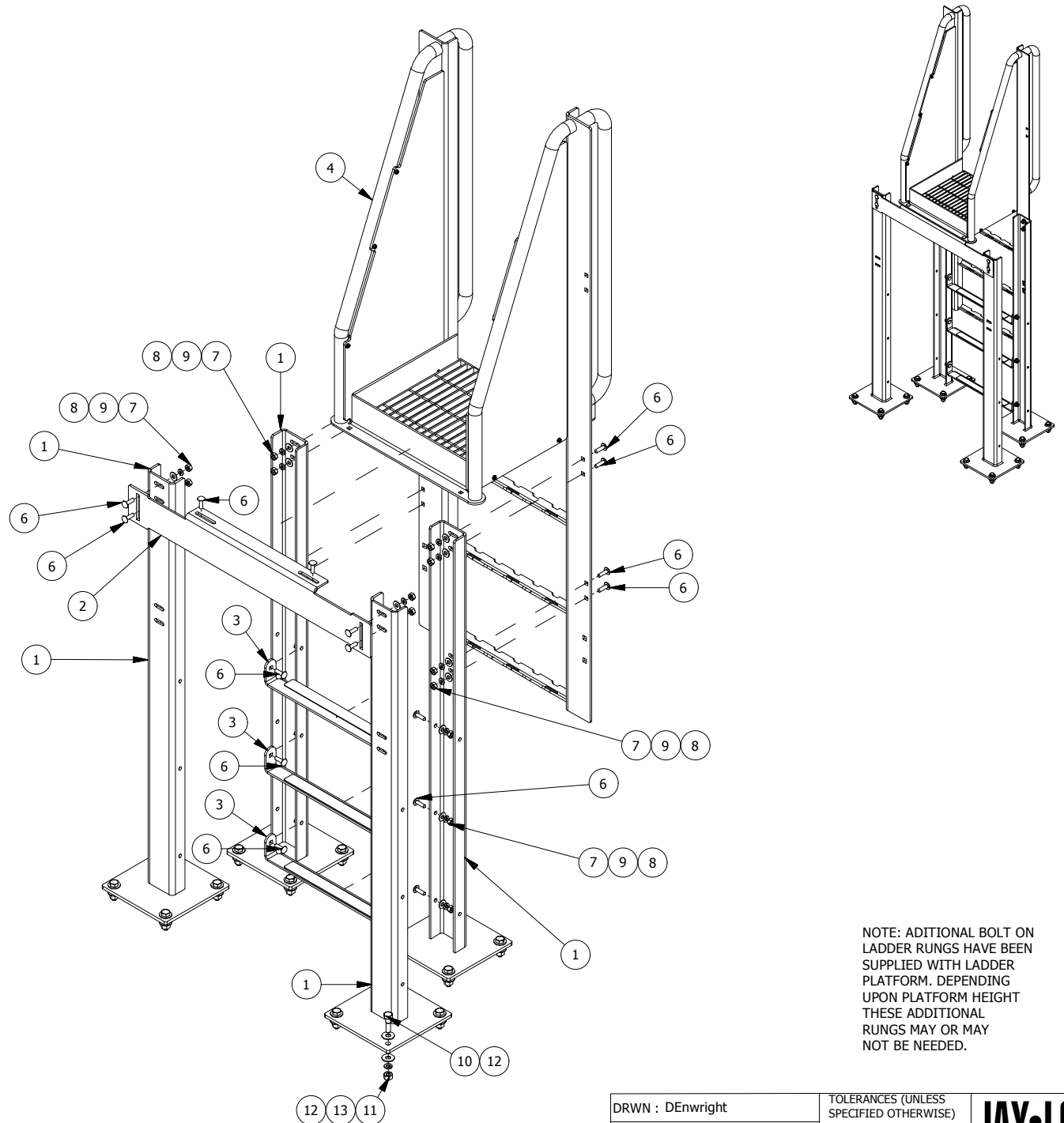
**Drawing Number Reference Chart:**

Part	Model						
	5350ST	5425ST	5425ST-3PH	5575ST-3PH	5750ST	5850ST	51000ST
Stationary Ladder	AAA-054-00279						

Parts List			
ITEM	PART NUMBER	TITLE	QTY
1	AAA-003-00287	ST LDR PLATFORM UPRTH	4
2	AAA-003-00284	ST LDR PLATFORM MNT BRKT 1/4T	1
3	AAA-003-00289	ST LDR BOLT ON RUNG	3
4	AAA-003-00296	ST LDR ASSY	1
5	AAA-003-00294	ANTI SKID TAPE 1.5W X 15L	3
6	AAB-015-10060	BOLT CARRIAGE 3/8 X 1-1/4 UNC GRD 2	20
7	AAB-015-20017	NUT HEX 3/8 UNC GRD 2	20
8	AAB-015-30012	WSHR FLAT 3/8 USS	20
9	AAB-015-30017	WSHR LOCK 3/8	20
10	AAB-015-10064	BOLT HEX 1/2 X 2 UNC GRD 5	16
11	AAB-015-20011	NUT HEX 1/2 UNC GRD 5	16
12	AAB-015-30013	WSHR FLAT 1/2 USS	32
13	AAB-015-30018	WSHR LOCK 1/2	16

**WARNING!** : LADDER PLATFORM MUST BE SECURED TO GROUND USING LAG BOLTS OR SUPPLIED HARDWARE PRIOR TO USE.

LADDER PLATFORM MUST BE INSTALLED SO THAT THE PLATFORM IS WITHIN 1.2m (47-1/4") TO 1.6m (63") FROM THE UPPER MOST POINT ON MIXER DRUM



NOTE: ADDITIONAL BOLT ON LADDER RUNGS HAVE BEEN SUPPLIED WITH LADDER PLATFORM. DEPENDING UPON PLATFORM HEIGHT THESE ADDITIONAL RUNGS MAY OR MAY NOT BE NEEDED.

DRWN : DEnwright

DATE : 2/5/2015

MAT :

TOLERANCES (UNLESS SPECIFIED OTHERWISE)  
 FRACTIONAL ± 1/16"  
 DEC X.X ± 0.1"  
 DEC X.XX ± 0.06"  
 DEC X.XXX ± 0.031"  
 ANGULAR ± 0.5°

**JAY-LOR**  
 Fabricating Inc

VIEW REP : SHEET 1 OF 1 R# DATE DESCRIPTION DR CK

TITLE : ST LDR PLATFORM ASSY

FILE NO : AAA-054-00279.idw

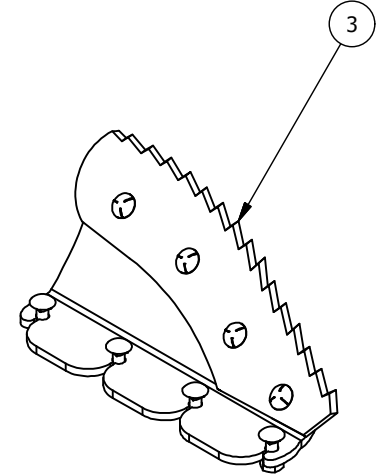
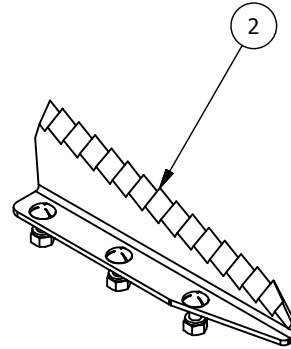
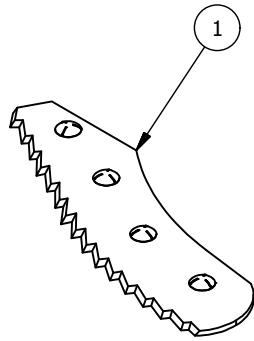
CONFIDENTIAL: THESE DRAWINGS AND COPIES THEREOF REMAIN THE PROPERTY OF JAY-LOR FABRICATING INC. ANY PERSON FOUND UNLAWFULLY USING, DISTRIBUTING, OR IN POSSESSION OF THE ABOVE WILL BE PROSECUTED

I. 005 – AUGER PARTS

**Drawing Number Reference Chart:**

Part	Model						
	5350ST	5425ST	5425ST-3PH	5575ST-3PH	5750ST	5850ST	51000ST
Knife Options	AAA-054-00055						
Auger Options	AAA-054-00142						

Parts List			
ITEM	PART NUMBER	TITLE	QTY
1	AAA-005-00226	KIT AUGER KNIFE WITH HARDWARE	10
2	AAA-005-00225	KIT VERTICAL KNIFE WITH HARDWARE	3
3	AAA-005-00224	KIT ALEXANDER KNIFE WITH HARDWARE	3



DR LVandergaag

DAT 2/7/2011

MAT

TOLERANCES (UNLESS SPECIFIED OTHERWISE)  
 FRACTIONAL ± 1/16"  
 DEC X.X ± 0.1"  
 DEC X.XX ± 0.06"  
 DEC X.XXX ± 0.031"  
 ANGULAR ± 0.5°

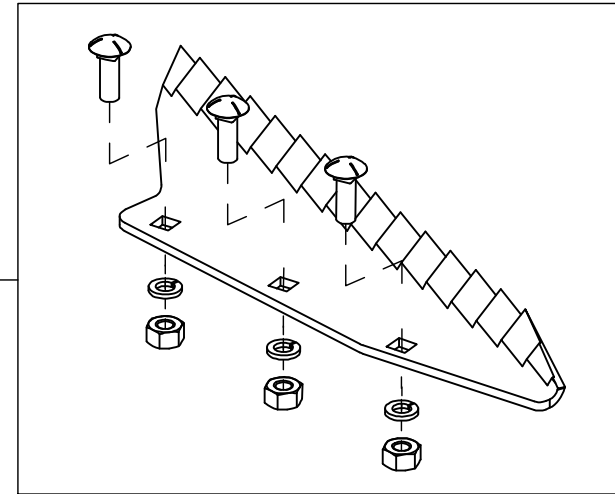
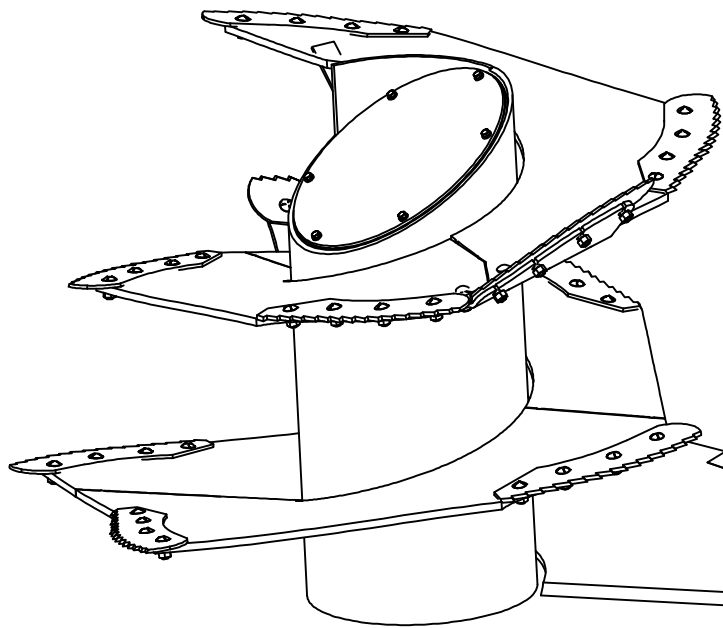
**JAY•LOR**  
 Fabricating Inc

UNITS PAPER A SHEET 1 OF 4 R# DATE DESCRIPTION DR CK

TITLE 5000 SERIES KNIFE OPTIONS

FILE NO AAA-054-00055.idw

CONFIDENTIAL: THESE DRAWINGS AND COPIES THEREOF REMAIN THE PROPERTY OF JAY-LOR FABRICATING INC. ANY PERSON FOUND UNLAWFULLY USING, DISTRIBUTING, OR IN POSSESSION OF THE ABOVE WILL BE PROSECUTED



AAA-005-00225  
KIT VERTICAL KNIFE WITH HARDWARE

AAA-005-00225  
KIT VERTICAL KNIFE WITH HARDWARE

UNITS	PAPER A	SHEET 2 OF 4	R#	DATE	DESCRIPTION
-------	---------	--------------	----	------	-------------

DR	CK
----	----

DR	LMV
DAT	2/7/2011
MAT	

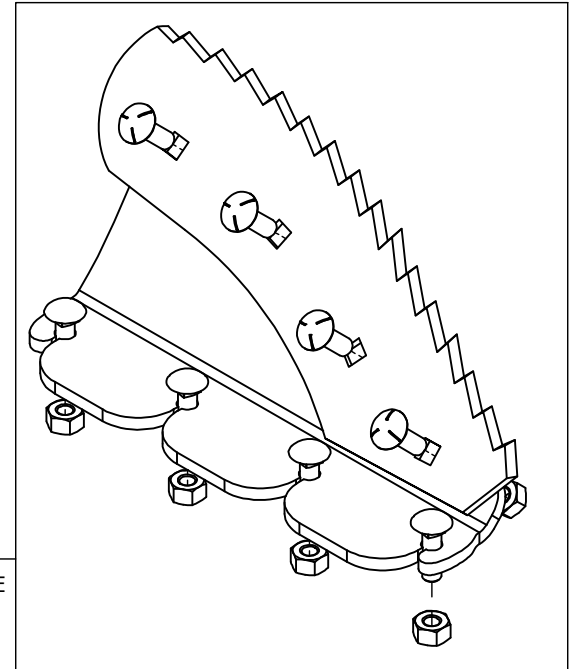
TOLERANCES (UNLESS SPECIFIED OTHERWISE)	
FRACTIONAL	± 1/16"
DEC X.X	± 0.1"
DEC X.XX	± 0.06"
DEC X.XXX	± 0.031"
ANGULAR	± 0.5°

**JAY•LOR**  
Fabricating Inc

TITLE 5000 SERIES KNIFE OPTIONS

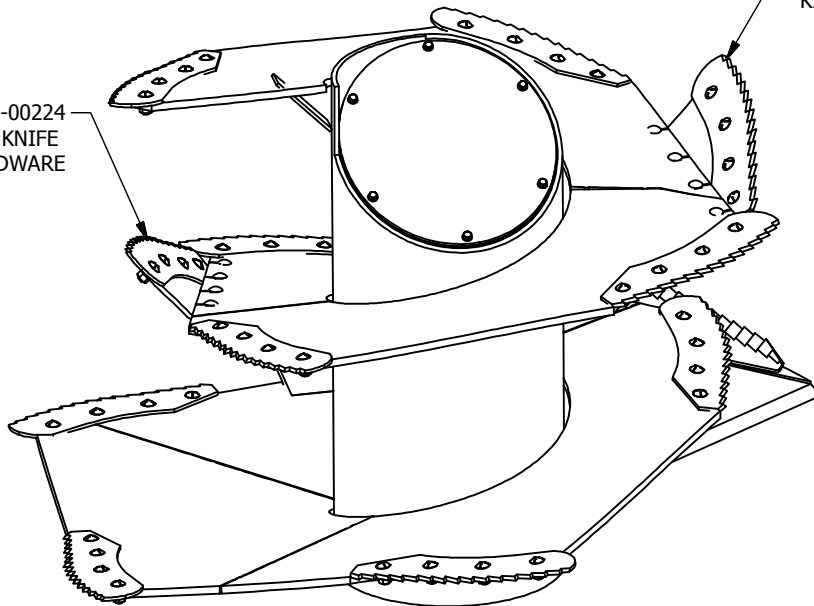
FILE NO AAA-054-00055.idw

CONFIDENTIAL: THESE DRAWINGS AND COPIES THEREOF REMAIN THE PROPERTY OF JAY-LOR FABRICATING INC. ANY PERSON FOUND UNLAWFULLY USING, DISTRIBUTING, OR IN POSSESSION OF THE ABOVE WILL BE PROSECUTED



AAA-005-00224  
KIT ALEXANDER KNIFE WITH HARDWARE

AAA-005-00224  
KIT ALEXANDER KNIFE WITH HARDWARE



DR BVV

DAT 2/7/2011

MAT

TOLERANCES (UNLESS SPECIFIED OTHERWISE)

FRACTIONAL ± 1/16"  
DEC X.X ± 0.1"  
DEC X.XX ± 0.06"  
DEC X.XXX ± 0.031"  
ANGULAR ± 0.5°

**JAY•LOR**  
Fabricating Inc

UNITS PAPER A SHEET 3 OF 4 R# DATE DESCRIPTION

DR CK

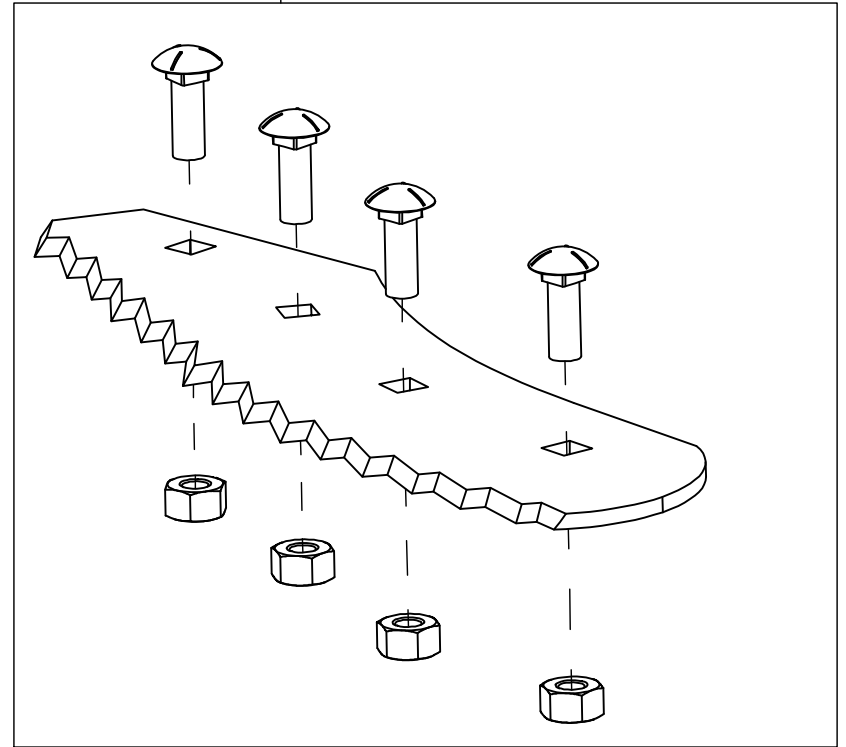
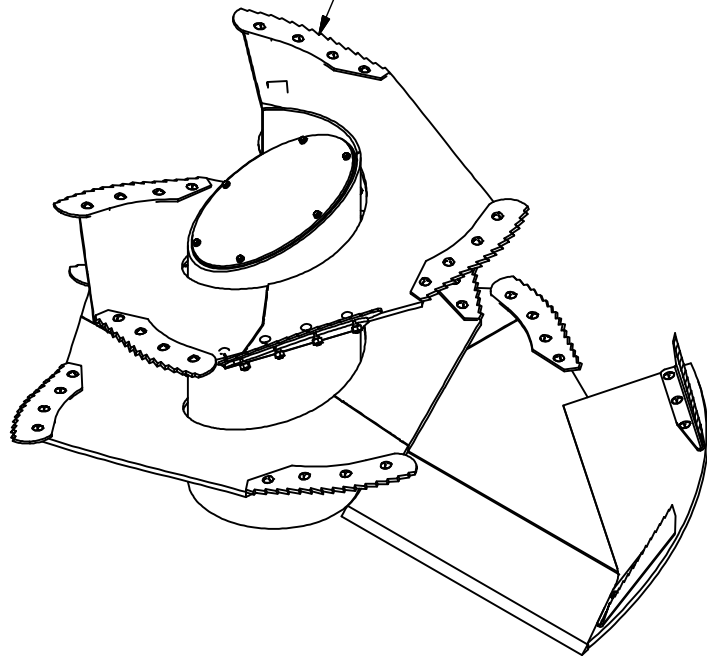
TITLE 5000 SERIES KNIFE OPTIONS

FILE NO AAA-054-00055.idw

CONFIDENTIAL: THESE DRAWINGS AND COPIES THEREOF REMAIN THE PROPERTY OF JAY-LOR FABRICATING INC. ANY PERSON FOUND UNLAWFULLY USING, DISTRIBUTING, OR IN POSSESSION OF THE ABOVE WILL BE PROSECUTED



AAA-005-00226  
KIT AUGER KNIFE WITH HARDWARE



UNITS	PAPER A	SHEET 4 OF 4	R#	DATE	DESCRIPTION	DR	CK
TITLE 5000 SERIES KNIFE OPTIONS					FILE NO AAA-054-00055.idw		

DR	LVandergaag
DAT	2/7/2011
MAT	

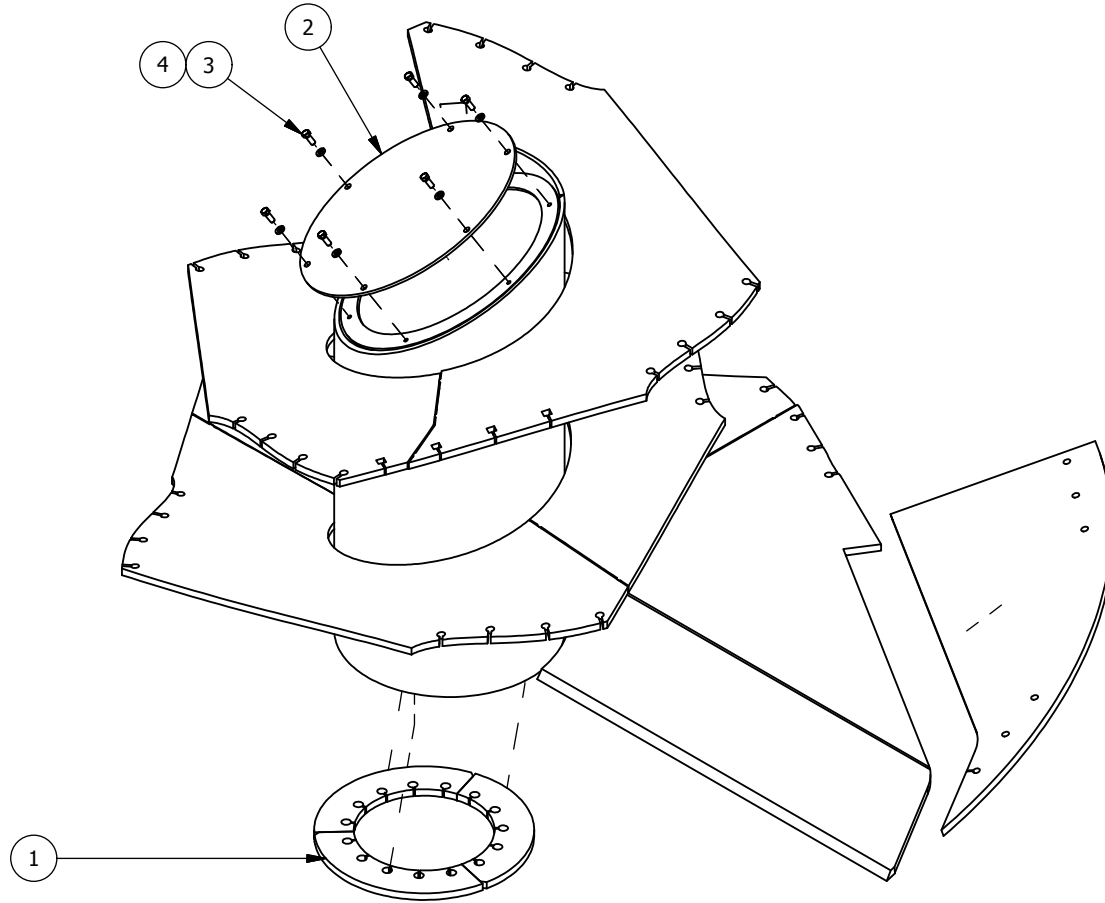
TOLERANCES (UNLESS SPECIFIED OTHERWISE)	
FRACTIONAL	± 1/16"
DEC X.X	± 0.1"
DEC X.XX	± 0.06"
DEC X.XXX	± 0.031"
ANGULAR	± 0.5°



CONFIDENTIAL: THESE DRAWINGS AND COPIES THEREOF REMAIN THE PROPERTY OF JAY-LOR FABRICATING INC. ANY PERSON FOUND UNLAWFULLY USING, DISTRIBUTING, OR IN POSSESSION OF THE ABOVE WILL BE PROSECUTED

# SLIDE PLATE AUGER

Parts List			
ITE	PART NUMBER	TITLE	QTY
1	AAA-005-00062	AUGER RING WELDMT (1602, 1603)	1
2	AAA-005-00066	4000 SERIES AUGER CAP	1
3	AAB-015-10056	BOLT HEX 3/8 X 1 UNC GRD 2	6
4	AAB-015-30017	WSHR LOCK 3/8	6



S - STANDARD (5/8")  
 HD - HEAVY DUTY (3/4")  
 LP - LOW PROFILE

MIXER	90"	96"	101.5"
5350	S		
5400			LP
5425		S	
5575			S
5600		S	
5650	S		
5750	S		
5850		S, HD	
51000			HD
51250			HD

## AUGER PART NUMBERS

SIZE	PART NUMBER
90"	AAA-005-00060
96"	AAA-005-00069
101.5"	AAA-005-00063
101.5" LP	AAA-005-00121
90" HD	AAA-005-00265
96" HD	AAA-005-00238
101.5" HD	AAA-005-00251
51250	AAA-005-00296
101.5" HD LP	AAA-005-00283

DR BVV

DAT 9/9/2013

MAT

TOLERANCES (UNLESS SPECIFIED OTHERWISE)  
 FRACTIONAL ± 1/16"  
 DEC X.X ± 0.1"  
 DEC X.XX ± 0.06"  
 DEC X.XXX ± 0.031"  
 ANGULAR ± 0.5°

**JAY-LOR**  
 Fabricating Inc

UNITS PAPER A SHEET 1 OF 2 R# DATE DESCRIPTION DR CK

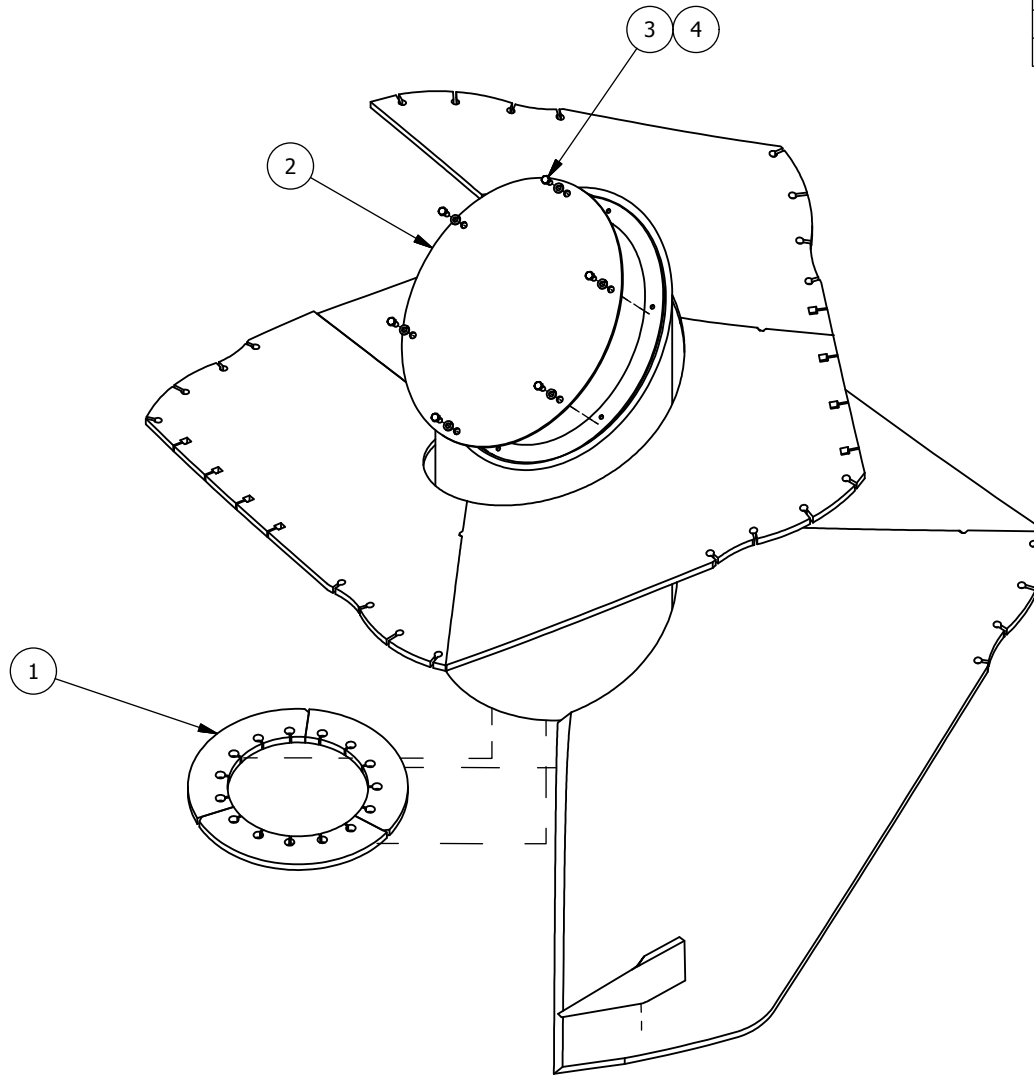
TITLE AUGERS PARTS BOOK 5000 SERIES

FILE NO AAA-054-00142.idw

CONFIDENTIAL: THESE DRAWINGS AND COPIES THEREOF REMAIN THE PROPERTY OF JAY-LOR FABRICATING INC. ANY PERSON FOUND UNLAWFULLY USING, DISTRIBUTING, OR IN POSSESSION OF THE ABOVE WILL BE PROSECUTED

# ANGLING BLADE AUGER

Parts List			
ITE	PART NUMBER	TITLE	QTY
1	AAA-005-00062	AUGER RING WELDMNT (1602, 1603)	1
2	AAA-005-00086	3000 SERIES AUGER CAP	1
3	AAB-015-10056	BOLT HEX 3/8 X 1 UNC GRD 2	6
4	AAB-015-30017	WSHR LOCK 3/8	6



S - STANDARD (5/8")  
 HD - HEAVY DUTY (3/4")  
 LP - LOW PROFILE

MIXER	90"	96"	101.5"
5350	S		
5400			LP
5425		S	
5575			S
5600		S	
5650	S		
5750	S		
5850		S, HD	
51000			HD
51250			N/A

## AUGER PART NUMBERS

SIZE	PART NUMBER
90"	AAA-005-00093
96"	AAA-005-00094
101.5"	AAA-005-00099
101.5" LP	AAA-005-00004
90" HD	AAA-005-00270
96" HD	AAA-005-00246
101.5" HD	AAA-005-00249
51250	N/A
101.5" HD LP	N/A

DR D. RODGERS

DAT 9/9/2013

MAT

TOLERANCES (UNLESS SPECIFIED OTHERWISE)  
 FRACTIONAL ± 1/16"  
 DEC X.X ± 0.1"  
 DEC X.XX ± 0.06"  
 DEC X.XXX ± 0.031"  
 ANGULAR ± 0.5°

**JAY-LOR**  
 Fabricating Inc

UNITS PAPER A SHEET 2 OF 2 R# DATE DESCRIPTION DR CK

TITLE AUGERS PARTS BOOK 5000 SERIES

FILE NO AAA-054-00142.idw

CONFIDENTIAL: THESE DRAWINGS AND COPIES THEREOF REMAIN THE PROPERTY OF JAY-LOR FABRICATING INC. ANY PERSON FOUND UNLAWFULLY USING, DISTRIBUTING, OR IN POSSESSION OF THE ABOVE WILL BE PROSECUTED

**J. 006 – CONVEYOR PARTS**

**Drawing Number Reference Chart:**

Part	Model						
	5350ST	5425ST	5425ST-3PH	5575ST-3PH	5750ST	5850ST	51000ST
Door Discharge Chutes	AAA-054-00257						

CORNER DOOR MAGNET & NON MAGNET CHUTE HARDWARE			
MODEL	PART NUMBER	DESCRIPTION	QTY
ALL	AAB-015-20013	HEX NUT 5/8 20013	4
ALL	AAB-015-30019	LOCK WASHER 5/8	4
ALL	AAB-015-10068	HEX BOLT 5/8 X 2 UNC GRD 8	4
ALL	AAB-015-30016	LOCK WASHER 5/16	10
ALL	AAB-015-10036	HEX BOLT 5/16 X 1 UNC GRD 5	10
ALL	AAB-015-20020	HEX NUT 5/16 UNC GRD 2	10

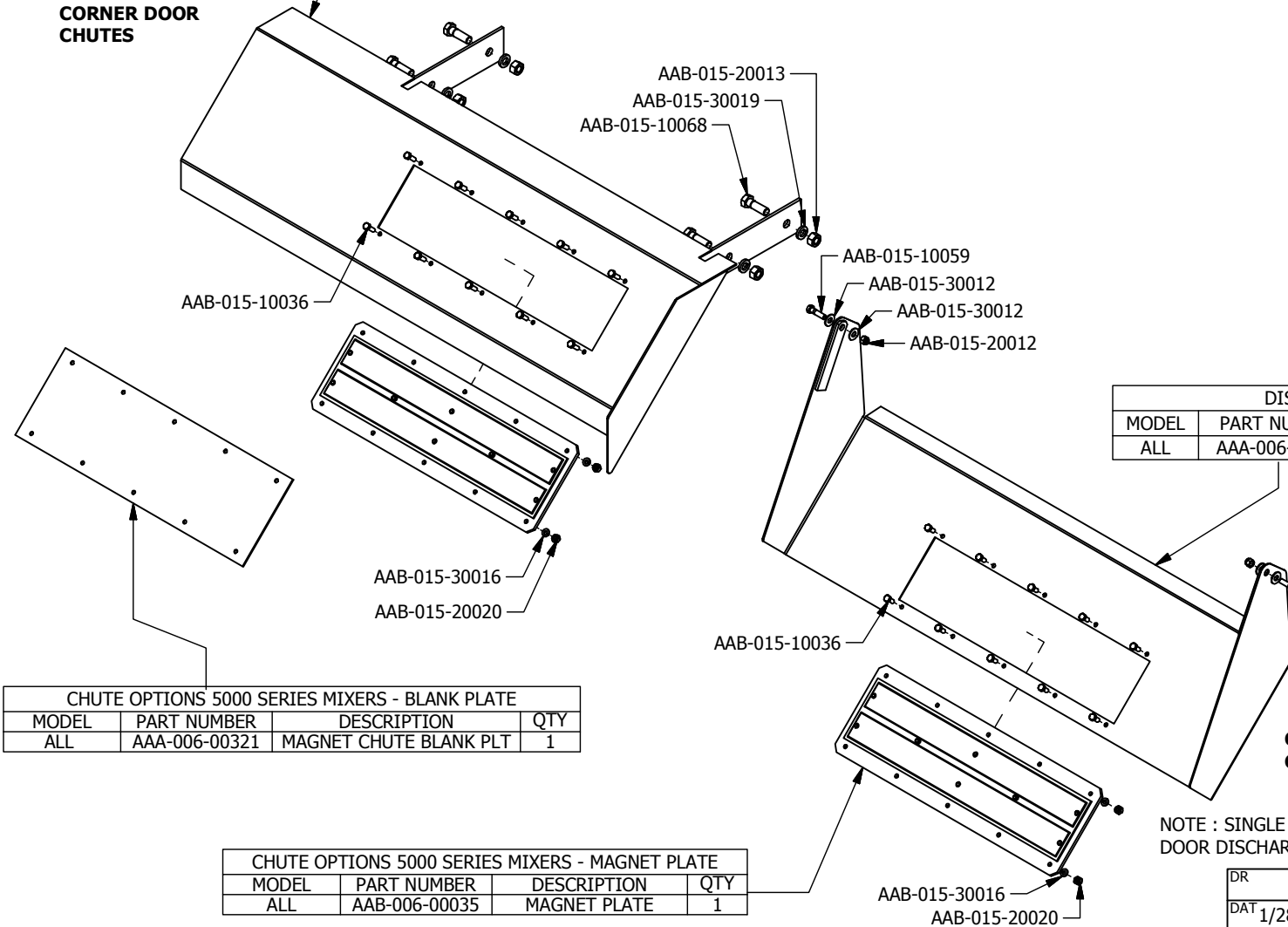
C-SIDE DOOR MAGNET & NON MAGNET CHUTE HARDWARE			
MODEL	PART NUMBER	DESCRIPTION	QTY
ALL	AAB-015-10059	HEX BOLT 3/8 X 1-1/2 UNC GRD 2	2
ALL	AAB-015-30012	FLAT WASHER 3/8 USS	4
ALL	AAB-015-20012	NYLON LOCK HEX NUT 3/8 GRD 2	2
ALL	AAB-015-30016	LOCK WASHER 5/16	10
ALL	AAB-015-20020	HEX NUT 5/16 UNC GRD 2	10
ALL	AAB-015-10036	HEX BOLT 5/16 X 1 UNC GRD 5	10

**MAGNET AND NON-MAGNET CHUTE KITS:**

- C-SIDE **MAGNET** CHUTE KIT IS AVAILABLE AS PART # AAA-006-01014
- C-SIDE **NON-MAGNET** CHUTE KIT IS AVAILABLE AS PART # AAA-006-01062
- 50" LONG CORNER DOOR **MAGNET** CHUTE KIT IS AVAILABLE AS PART # AAA-006-01063
- 50" LONG CORNER DOOR **NON-MAGNET** CHUTE KIT IS AVAILABLE AS PART # AAA-006-00320

DISCHARGE CHUTES - CORNER DOORS		
MODEL	PART NUMBER	DESCRIPTION
ALL	AAA-006-00317	CORNER DOOR DISCHARGE CHUTE

**CORNER DOOR CHUTES**



DISCHARGE CHUTES - C-SIDE DOORS		
MODEL	PART NUMBER	DESCRIPTION
ALL	AAA-006-01013	C-SIDE DOOR DISCHARGE CHUTE

**C-SIDE DOOR CHUTES**

CHUTE OPTIONS 5000 SERIES MIXERS - BLANK PLATE			
MODEL	PART NUMBER	DESCRIPTION	QTY
ALL	AAA-006-00321	MAGNET CHUTE BLANK PLT	1

CHUTE OPTIONS 5000 SERIES MIXERS - MAGNET PLATE			
MODEL	PART NUMBER	DESCRIPTION	QTY
ALL	AAB-006-00035	MAGNET PLATE	1

NOTE : SINGLE AUGER STATIONARY MODELS DO NOT HAVE THE C-SIDE DOOR DISCHARGE OPTION THEREFORE DO NOT HAVE C-SIDE CHUTES

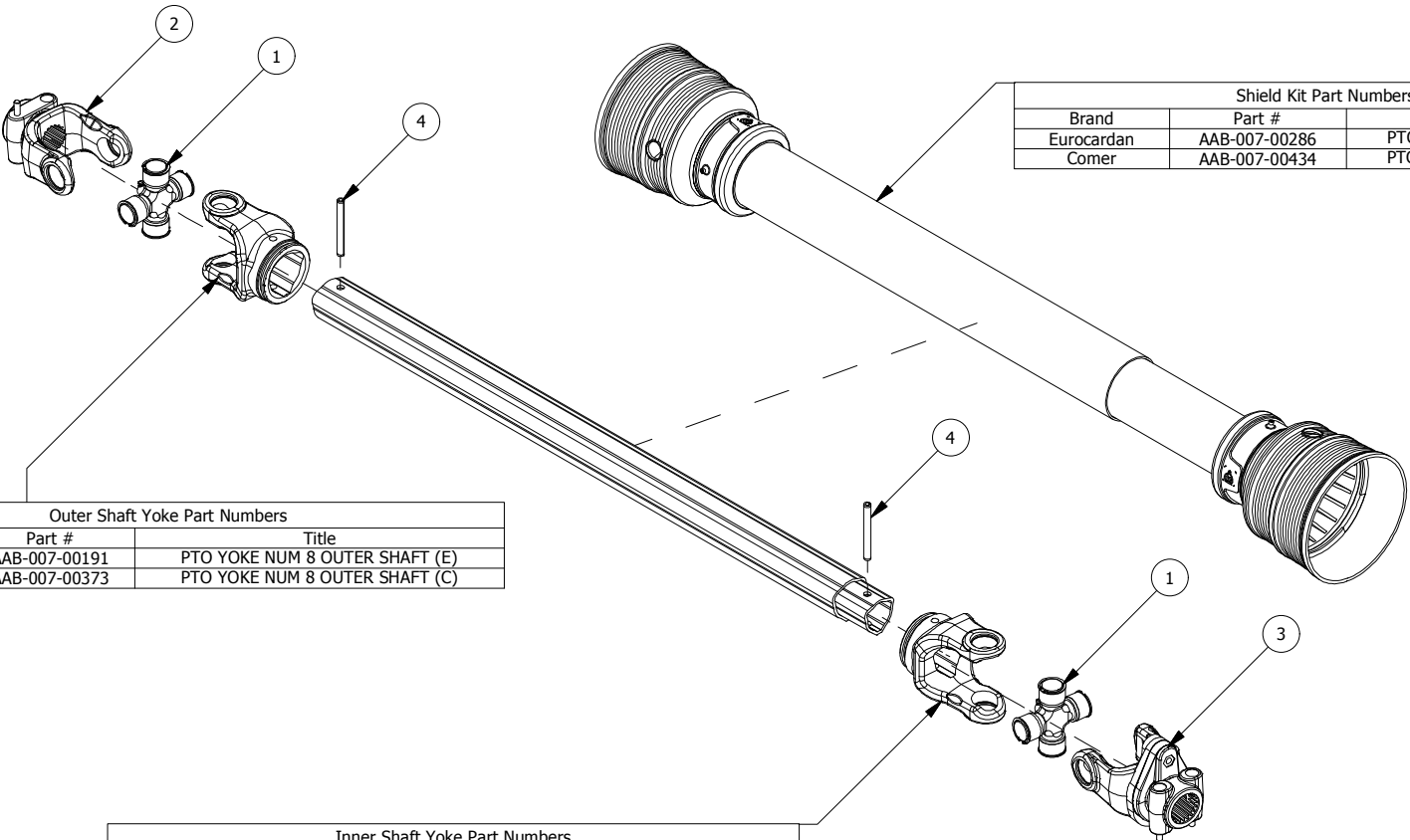
DR	TOLERANCES (UNLESS SPECIFIED OTHERWISE)	<b>JAY-LOR</b> Fabricating Inc
DAT 1/28/2015	FRACTIONAL ± 1/16"	
MAT	DEC X.X ± 0.1"	
	DEC X.XXX ± 0.06"	
	ANGULAR ± 0.031"	
		± 0.5°

**K. 007 – DRIVELINE / GEARBOX PARTS****Drawing Number Reference Chart:**

Part	Model						
	5350ST	5425ST	5425ST-3PH	5575ST-3PH	5750ST	5850ST	51000ST
Drive Shaft Frt	AAA-054-00193						
Drive Shaft Rear	NA				AAA-054-00194		
Driveline	AAA-054-00258	SEE SECTION G DRAWING AAA-054-00435			AAA-054-00268		
Gearbox Reference Chart	AAA-054-00269						
2-Speed Gearbox AP502 (1.8:1)(2.7:1)	AAA-007-00005				NA		
Bearing and Seal Kit (1602-1603)	AAA-054-00197				NA		
Input / Output Seals (1602-1603)	AAA-054-00182				NA		
Upper Planetary Kit (1602-1603)	AAA-054-00183				NA		
ECS2013 Gearbox Hardware	NA				AAA-054-00273		
ECS2013 Gearbox	NA				AAA-054-00286		
ECS2013 Bevel Gear	NA				AAA-054-00287		
ECS2013 Reduction Stage EM1065	NA				AAA-054-00288		
ECS2013 Reduction Stage E200	NA				AAA-054-00289		
ECS2013 Output Support	NA				AAA-054-00290		

Parts List			
ITEM	PART NUMBER	TITLE	QTY
1	AAB-007-00190	PTO CROSS KIT NUM 8	2
2	AAB-007-00199	PTO YOKE NUM 8 1-3/4F X 20SP	1
3	AAB-007-00196	PTO YOKE NUM 8 1-3/4F X 20SP W/SB	1
4	AAB-007-00193	ROLL PIN 3/8DIA X 3.5L	2

\*To order all parts as a kit, use Part # AAB-007-00161\*



Shield Kit Part Numbers		
Brand	Part #	Title
Eurocardan	AAB-007-00286	PTO SHIELD KIT NUM 8 (E)
Comer	AAB-007-00434	PTO SHIELD KIT NUM 8 (C)

Outer Shaft Yoke Part Numbers		
Brand	Part #	Title
Eurocardan	AAB-007-00191	PTO YOKE NUM 8 OUTER SHAFT (E)
Comer	AAB-007-00373	PTO YOKE NUM 8 OUTER SHAFT (C)

Inner Shaft Yoke Part Numbers		
Brand	Part #	Title
Eurocardan	AAB-007-00194	PTO YOKE NUM 8 INNER SHAFT (E)
Comer	AAB-007-00381	PTO YOKE NUM 8 INNER SHAFT (C)

DRWN : LMV

DATE : 1/5/2015

MAT :

TOLERANCES (UNLESS SPECIFIED OTHERWISE)  
 FRACTIONAL ± 1/16"  
 DEC X.X ± 0.1"  
 DEC X.XX ± 0.06"  
 DEC X.XXX ± 0.031"  
 ANGULAR ± 0.5°



VIEW REP :	SHEET 1 OF 1	R#	DATE	DESCRIPTION	DR	CK

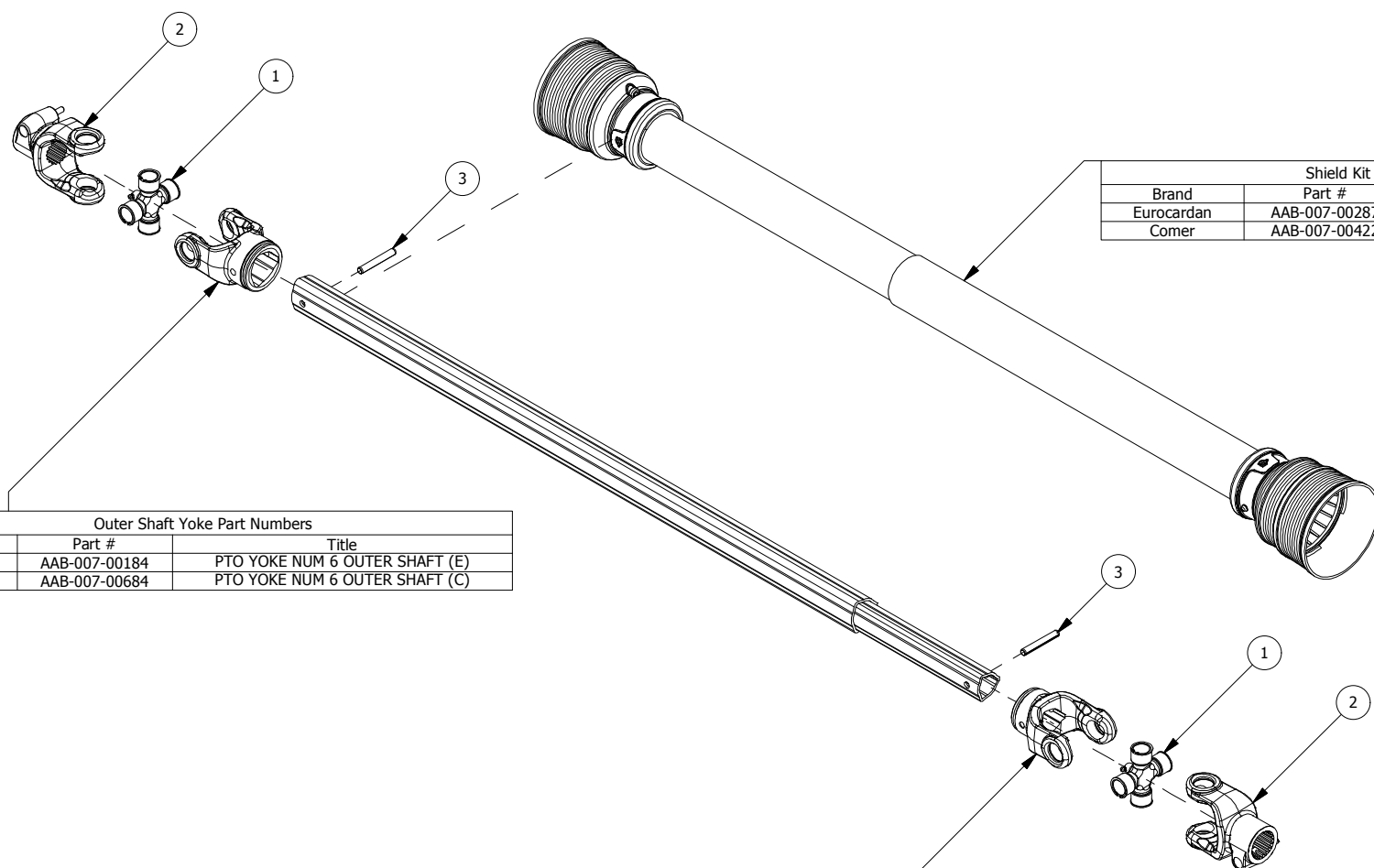
TITLE : PTO NUM 8 1-3/4F 20 SP X 1-3/4F 20SP WSB X 48.03/73.82

FILE NO : AAA-054-00193.idw

CONFIDENTIAL: THESE DRAWINGS AND COPIES THEREOF REMAIN THE PROPERTY OF JAY-LOR FABRICATING INC. ANY PERSON FOUND UNLAWFULLY USING, DISTRIBUTING, OR IN POSSESSION OF THE ABOVE WILL BE PROSECUTED

Parts List			
ITEM	PART NUMBER	TITLE	QTY
1	AAB-007-00183	PTO CROSS KIT NUM 6	2
2	AAB-007-00185	PTO YOKE NUM 6 1-3/4F X 20SP	2
3	AAB-007-00177	PTO ROLL PIN NUM 6	2

\*To order all parts as a kit, use Part # AAB-007-00162\*



Outer Shaft Yoke Part Numbers		
Brand	Part #	Title
Eurocardan	AAB-007-00184	PTO YOKE NUM 6 OUTER SHAFT (E)
Comer	AAB-007-00684	PTO YOKE NUM 6 OUTER SHAFT (C)

Shield Kit Part Numbers		
Brand	Part #	Title
Eurocardan	AAB-007-00287	PTO SHIELD KIT NUM 6 (E)
Comer	AAB-007-00422	PTO SHIELD KIT NUM 6 (C)

Inner Shaft Yoke Part Numbers		
Brand	Part #	Title
Eurocardan	AAB-007-00173	PTO YOKE NUM 6 INNER SHAFT (E)
Comer	AAB-007-00176	PTO YOKE NUM 6 INNER SHAFT (C)

DRWN : LMV	TOLERANCES (UNLESS SPECIFIED OTHERWISE) FRACTIONAL ± 1/16" DEC X.X ± 0.1" DEC X.XX ± 0.06" DEC X.XXX ± 0.031" ANGULAR ± 0.5°	
DATE : 1/5/2015		
MAT :		

VIEW REP :	SHEET 1 OF 1	R#	DATE	DESCRIPTION	DR	CK
TITLE : PTO NUM 6 1-3/4F 20SP X 1-3/4F 20SP X 51.57/80.31						

FILE NO : AAA-054-00194.idw

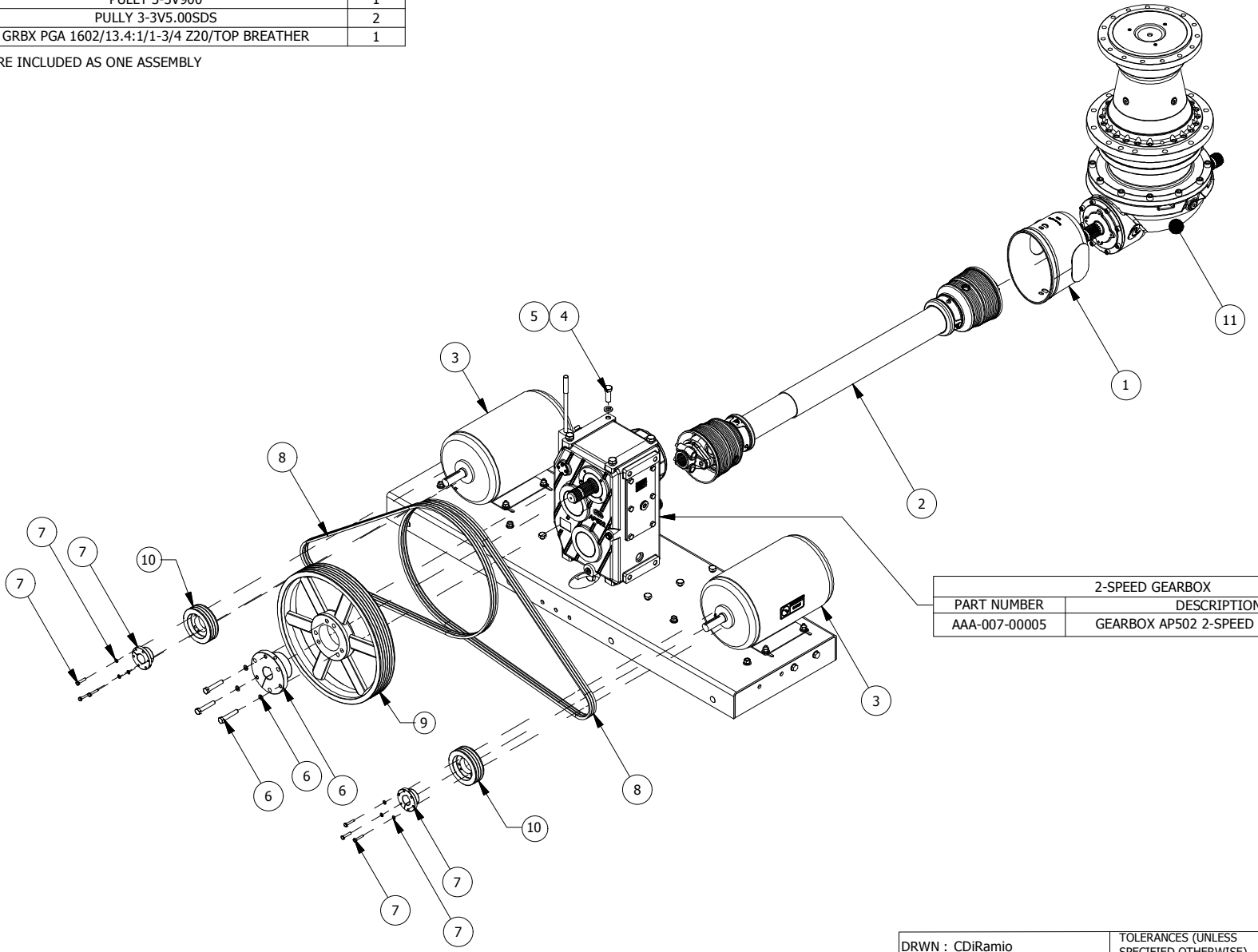
CONFIDENTIAL: THESE DRAWINGS AND COPIES THEREOF REMAIN THE PROPERTY OF JAY-LOR FABRICATING INC. ANY PERSON FOUND UNLAWFULLY USING, DISTRIBUTING, OR IN POSSESSION OF THE ABOVE WILL BE PROSECUTED



PART LIST

ITEM	PART NUMBER	TITLE	QTY
1	AAB-007-00323	DRIVESHAFT COUNTER CONE BLACK WITH FLAPS	1
2	AAB-007-00161	PTO NUM 8 1-3/4F 20 SP X 1-3/4F 20SP WSB X 48.03/73.82	1
3	AAB-007-00290	ELECTRIC MOTOR 10 HP 220V	2
4	AAB-015-10073	BOLT HEX 16MM X 45MM GRD 10.9	8
5	AAB-015-30019	WSHR LOCK 5/8	8
6	AAB-007-00759	6-3V19.00	1
7	AAB-007-00760	3-3V5.00	2
8	AAB-007-00676	V BELT 3-3V900	2
9	AAB-007-00757	PULLY 3-3V900	1
10	AAB-007-00758	PULLY 3-3V5.00SDS	2
11	AAB-007-00671	GRBX PGA 1602/13.4:1/1-3/4 Z20/TOP BREATHER	1

\*ITEMS 6 & 7 COME WITH HARDWARE INCLUDED AS ONE ASSEMBLY

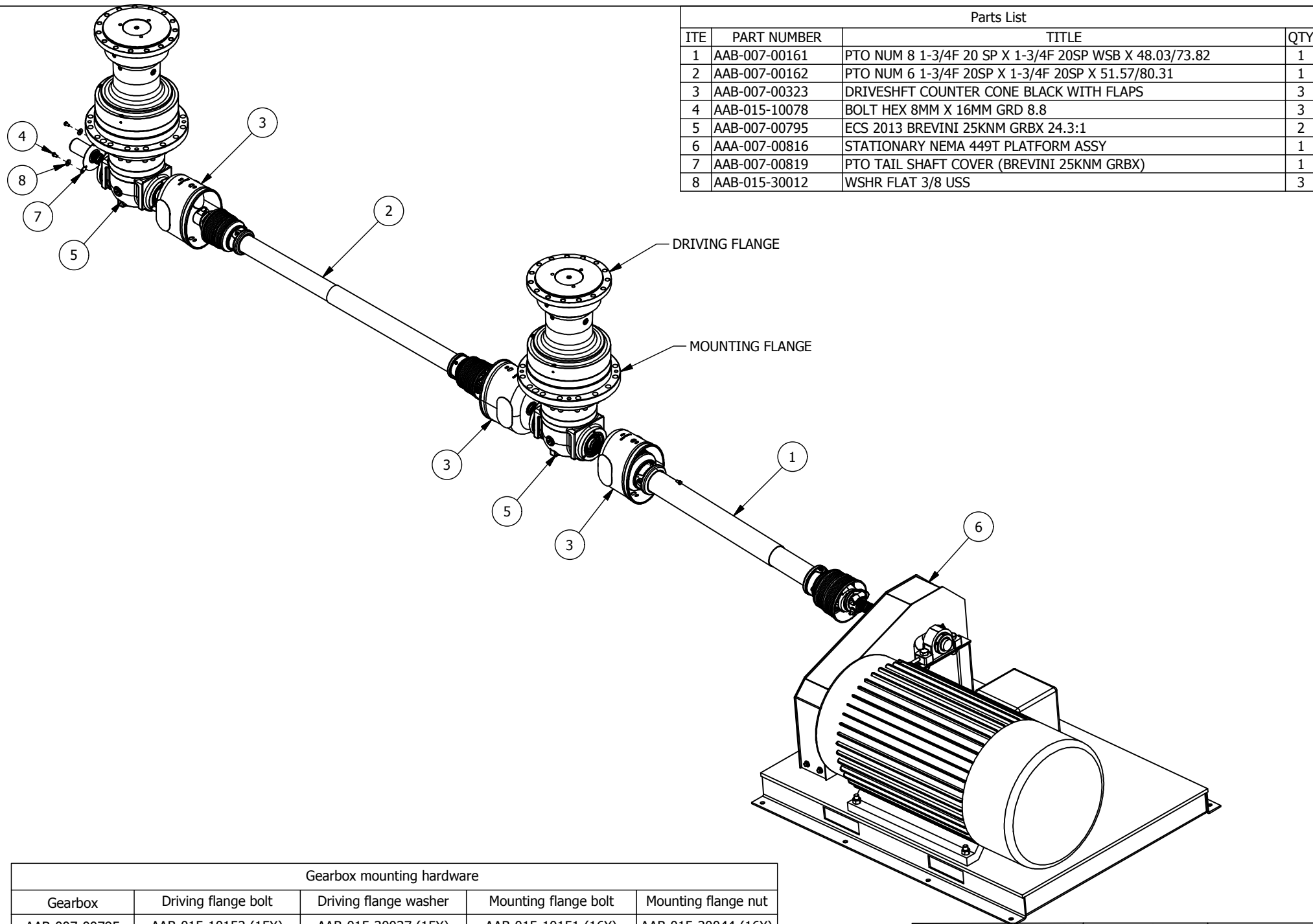


2-SPEED GEARBOX	
PART NUMBER	DESCRIPTION
AAA-007-00005	GEARBOX AP502 2-SPEED (2.7:1)(1.8:1)

DRWN : CDiRamo	TOLERANCES (UNLESS SPECIFIED OTHERWISE)	<b>JAY•LOR</b> Fabricating Inc
DATE : 2/3/2015	FRACTIONAL ± 1/16"	
MAT :	DEC X.X ± 0.1"	
	DEC X.XX ± 0.06"	
	DEC X.XXX ± 0.031"	
	ANGULAR ± 0.5°	

CONFIDENTIAL: THESE DRAWINGS AND COPIES THEREOF REMAIN THE PROPERTY OF JAY-LOR FABRICATING INC. ANY PERSON FOUND UNLAWFULLY USING, DISTRIBUTING, OR IN POSSESSION OF THE ABOVE WILL BE PROSECUTED

VIEW REP :	SHEET 1 OF 1	R#	DATE	DESCRIPTION	DR	CK
TITLE : 5000 SERIES SINGLE AUGER STATIONARY DRIVELINE (1-PHASE MODELS)				FILE NO : AAA-054-00258.idw		

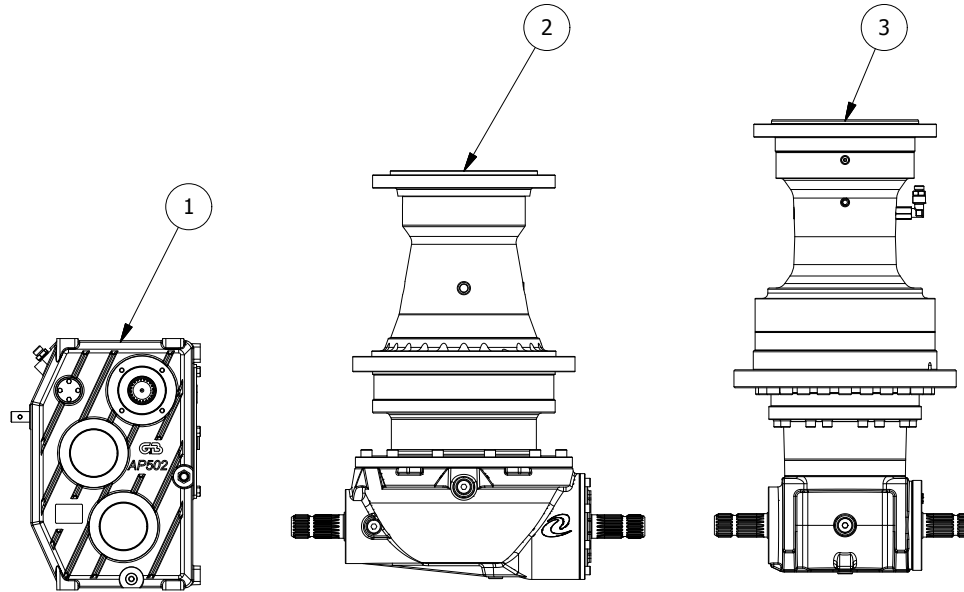


Parts List			
ITE	PART NUMBER	TITLE	QTY
1	AAB-007-00161	PTO NUM 8 1-3/4F 20 SP X 1-3/4F 20SP WSB X 48.03/73.82	1
2	AAB-007-00162	PTO NUM 6 1-3/4F 20SP X 1-3/4F 20SP X 51.57/80.31	1
3	AAB-007-00323	DRIVESHFT COUNTER CONE BLACK WITH FLAPS	3
4	AAB-015-10078	BOLT HEX 8MM X 16MM GRD 8.8	3
5	AAB-007-00795	ECS 2013 BREVINI 25KNM GRBX 24.3:1	2
6	AAA-007-00816	STATIONARY NEMA 449T PLATFORM ASSY	1
7	AAB-007-00819	PTO TAIL SHAFT COVER (BREVINI 25KNM GRBX)	1
8	AAB-015-30012	WSHR FLAT 3/8 USS	3

Gearbox mounting hardware				
Gearbox	Driving flange bolt	Driving flange washer	Mounting flange bolt	Mounting flange nut
AAB-007-00795	AAB-015-10152 (15X)	AAB-015-30037 (15X)	AAB-015-10151 (16X)	AAB-015-20044 (16X)

DRWN : Jan .v. Ee	TOLERANCES (UNLESS SPECIFIED OTHERWISE) FRACTIONAL ± 1/16" DEC X.X ± 0.1" DEC X.XX ± 0.06" DEC X.XXX ± 0.031" ANGULAR ± 0.5°	<b>JAY-LOR</b> Fabricating Inc
DATE : 1/29/2015		
MAT :		CONFIDENTIAL: THESE DRAWINGS AND COPIES THEREOF REMAIN THE PROPERTY OF JAY-LOR FABRICATING INC. ANY PERSON FOUND UNLAWFULLY USING, DISTRIBUTING, OR IN POSSESSION OF THE ABOVE WILL BE PROSECUTED

Parts List			
ITEM	PART NUMBER	TITLE	QTY
1	AAA-007-00734-P3	GRBX 2 SPD AP 502 (1.8:1) & (2.7:1) PAINTED	1
2	AAB-007-00671	GRBX PGA 1602/ 13.4:1/ 1-3/4 Z20/ TOP BREATHER	1
3	AAB-007-00795	ECS 2013 BREVINI 25KNM GRBX 24.3:1	1



SINGLE AND TWIN AUGER STATIONARY GEARBOX REFERENCE CHART		
MODEL	AUGER GEARBOX	2-SPEED GEARBOX
5350ST	AAB-007-00671	AAA-007-00734-P3
5425ST	AAB-007-00671	AAA-007-00734-P3
5425ST-3PH	AAB-007-00671	AAA-007-00734-P3
5575ST-3PH	AAB-007-00671	AAA-007-00734-P3
5750ST	AAB-007-00795	NA
5850ST	AAB-007-00795	NA
51000ST	AAB-007-00795	NA

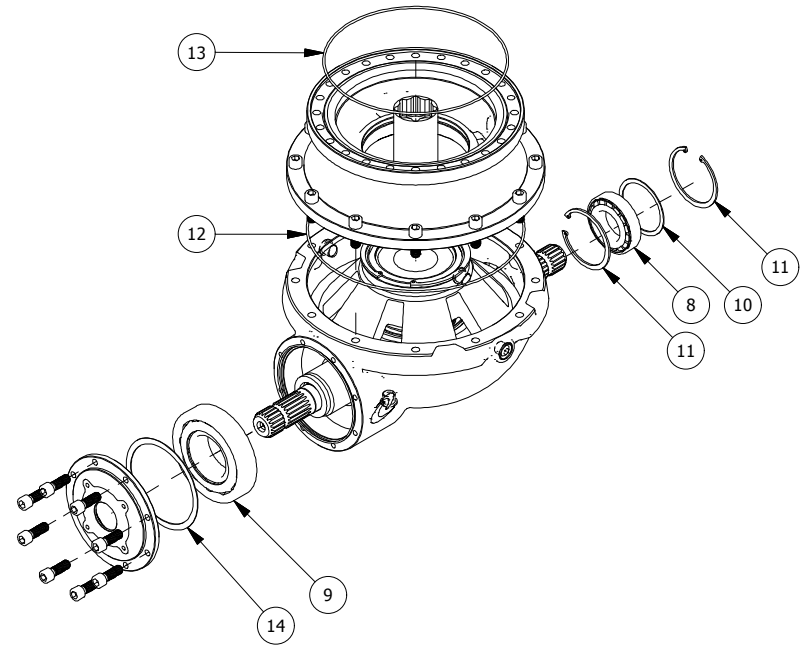
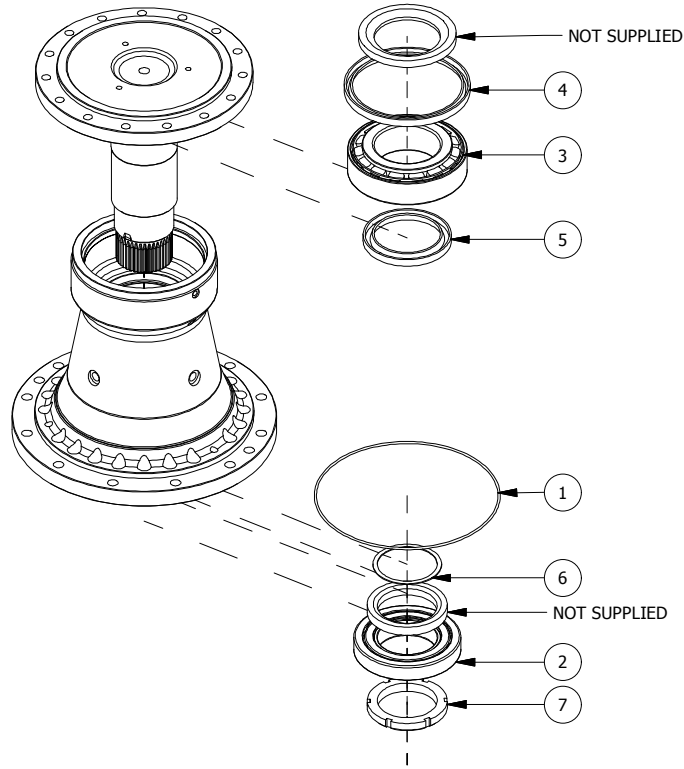
DRWN : CDiRamio	TOLERANCES (UNLESS SPECIFIED OTHERWISE) FRACTIONAL ± 1/16" DEC X.X ± 0.1" DEC X.XX ± 0.06" DEC X.XXX ± 0.031" ANGULAR ± 0.5°	<b>JAY•LOR</b> Fabricating Inc
DATE : 8/2/2017		
MAT :		CONFIDENTIAL: THESE DRAWINGS AND COPIES THEREOF REMAIN THE PROPERTY OF JAY-LOR FABRICATING INC. ANY PERSON FOUND UNLAWFULLY USING, DISTRIBUTING, OR IN POSSESSION OF THE ABOVE WILL BE PROSECUTED

VIEW REP :	SHEET 1 OF 1	R#	DATE	DESCRIPTION	DR	CK
TITLE : GEARBOX REFERENCE CHART (SINGLE AND TWIN AUGER STATIONARY MODELS)				FILE NO : AAA-054-00269.idw		



Parts List				Parts List			
ITEM	PART NUMBER	TITLE	QTY	ITEM	PART NUMBER	TITLE	QTY
1	AAB-007-00523	O-RING 3.53 X 291.69	2	8	AAB-007-00251	TAPERED ROLLER BRNG (32211)	1
2	AAB-007-00237	TAPERED ROLLER BRNG (32221)	1	9	AAB-007-00250	TAPERED ROLLER BEARING (30315)	1
3	AAB-007-00238	TAPER ROLLER BRNG (30219)	1	10	AAB-007-00645	SHIM KIT 85.3 x 99.7	1
4	AAB-007-00239	OIL SEAL A 180X200X15 DIN 3760 - NB	1	11	AAB-007-00258	INTERNAL CIRCLIP 100MM	2
5	AAB-007-00242	OIL SEAL A 105X140X12 DIN 3760 - NB	1	12	AAB-007-00408	O-RING 3.53 X 329.79	1
6	AAB-007-00404	SHIM KIT 95 X 109	1	13	AAB-007-00523	O-RING 3.53 X 291.69	2
7	AAB-007-00244	RING NUT	1	14	AAB-007-00698	SHIM KIT 140.3MM X 159.6MM	1

\*TO ORDER ALL PARTS AS A KIT, USE PART # AAA-007-00131\*



NOTE:  
KITS AVAILABLE FOR:

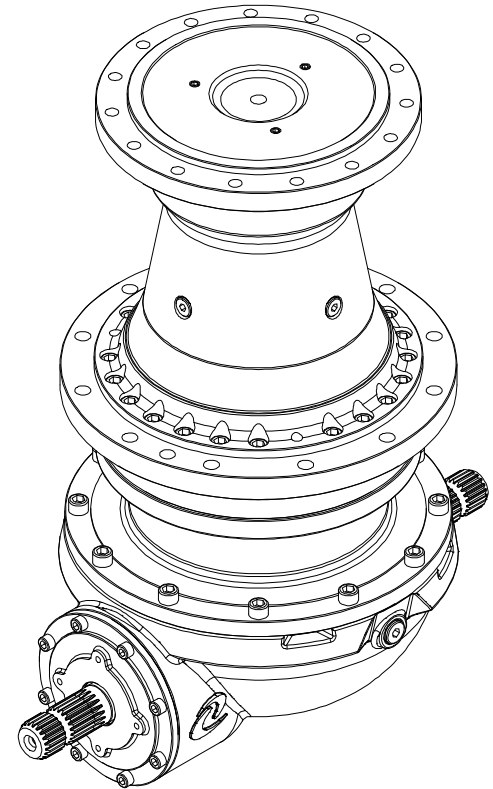
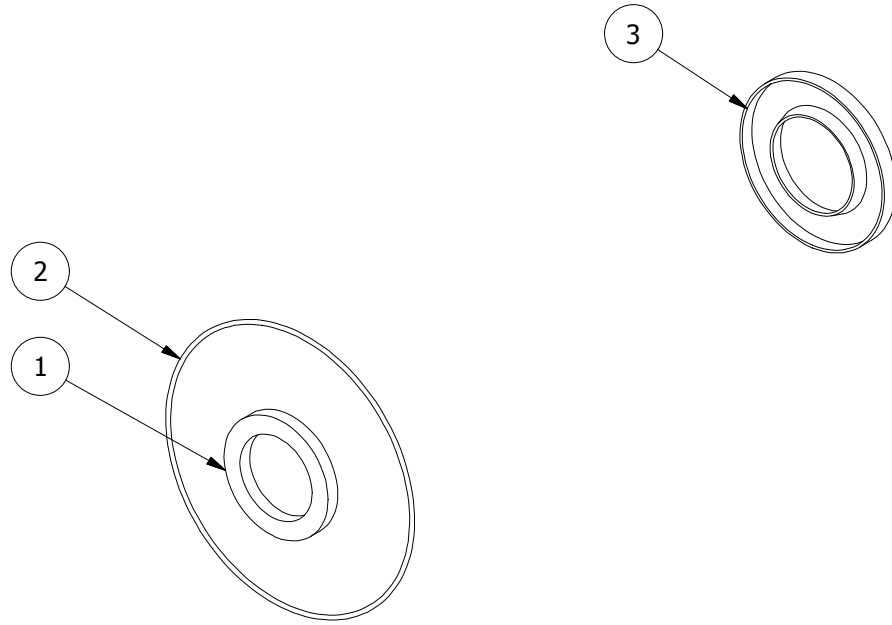
1. COMPLETE PLANETARY REDUCTION ASSEMBLY
2. INPUT AND OUTPUT SHAFT SEALS

ALL PARTS NOT IN KITS. PLEASE REFER TO  
MANUFACTURER'S PART LIST IN GEARBOX SECTION

DRWN : LMV	TOLERANCES (UNLESS SPECIFIED OTHERWISE)	<b>JAY•LOR</b> Fabricating Inc
DATE : 1/5/2015	FRACTIONAL ± 1/16" DEC X.X ± 0.1" DEC X.XX ± 0.06" DEC X.XXX ± 0.031" ANGULAR ± 0.5°	
MAT :		CONFIDENTIAL: THESE DRAWINGS AND COPIES THEREOF REMAIN THE PROPERTY OF JAY-LOR FABRICATING INC. ANY PERSON FOUND UNLAWFULLY USING, DISTRIBUTING, OR IN POSSESSION OF THE ABOVE WILL BE PROSECUTED

VIEW REP :	SHEET 1 OF 1	R#	DATE	DESCRIPTION	DR	CK
TITLE : KIT SEAL / BEARING 1602 / 1603				FILE NO : AAA-054-00197.idw		

Parts List			
ITEM	PART NUMBER	TITLE	QTY
1	AAB-007-00255	OIL SEAL BASL 45X72X8 DIN 3760 - NB	1
2	AAB-007-00256	O-RING 2.62 X 158.42	1
3	AAB-007-00259	OIL SEAL BASL 55 X 100 X 10 DIN 3760	1

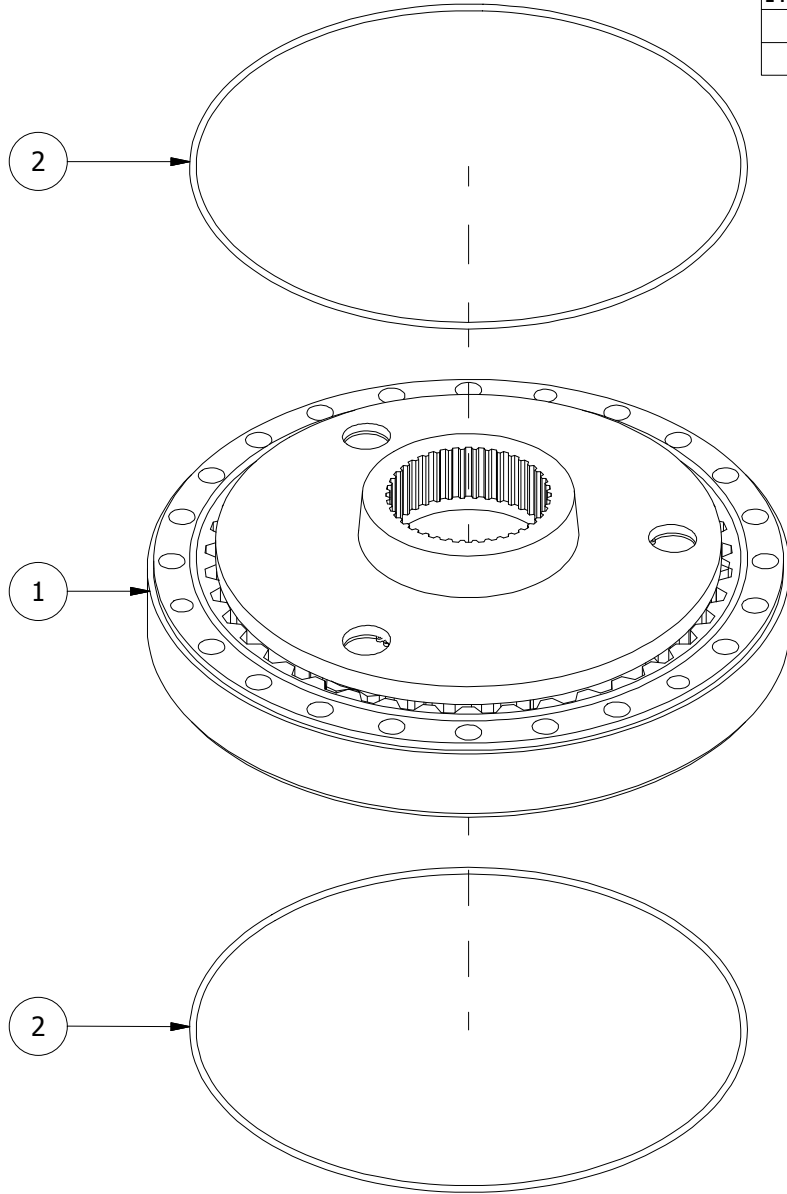


NOTE: INPUT AND OUTPUT SHAFT SEALS COMMON BETWEEN 1602 AND 1603 (THRU SHAFT)

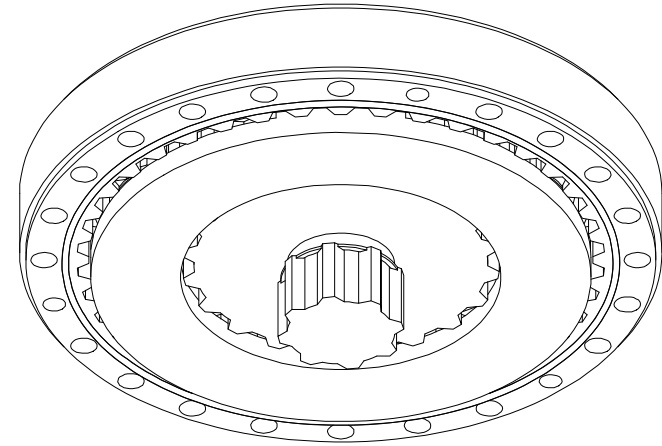
DRWN : LMV	TOLERANCES (UNLESS SPECIFIED OTHERWISE) FRACTIONAL ± 1/16" DEC X.X ± 0.1" DEC X.XX ± 0.06" DEC X.XXX ± 0.031" ANGULAR ± 0.5°	<b>JAY•LOR</b> Fabricating Inc
DATE : 1/2/2015		
MAT :		CONFIDENTIAL: THESE DRAWINGS AND COPIES THEREOF REMAIN THE PROPERTY OF JAY-LOR FABRICATING INC. ANY PERSON FOUND UNLAWFULLY USING, DISTRIBUTING, OR IN POSSESSION OF THE ABOVE WILL BE PROSECUTED

Parts List

ITEM	PART NUMBER	TITLE	QTY
1	AAB-007-00234	KIT PLANETARY SET PGA1602 VM AND PGA1603 VM (UPPER SET)	1
2	AAB-007-00523	O-RING 3.53 X 291.69	2



TOP VIEW



BOTTOM VIEW

DRWN : LMV

DATE : 1/2/2015

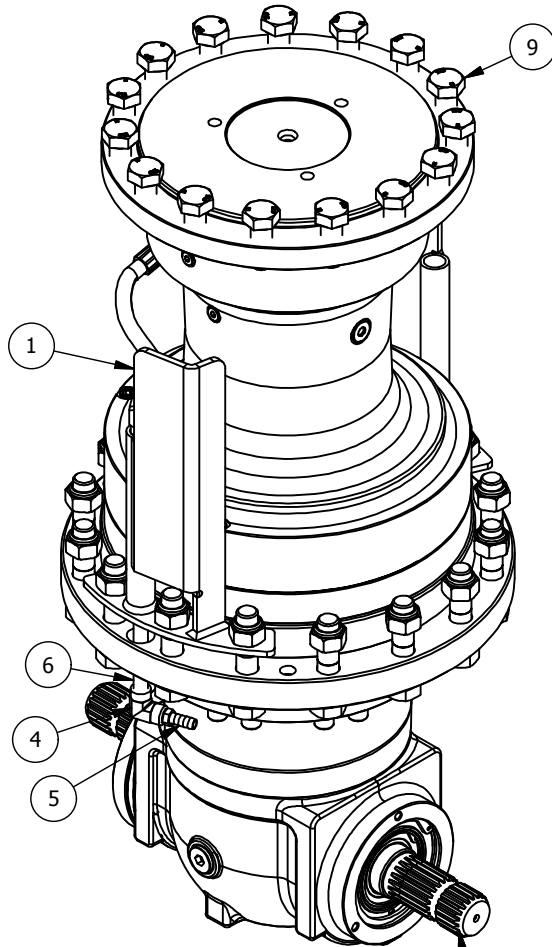
MAT :

TOLERANCES (UNLESS SPECIFIED OTHERWISE)  
 FRACTIONAL ± 1/16"  
 DEC X.X ± 0.1"  
 DEC X.XX ± 0.06"  
 DEC X.XXX ± 0.031"  
 ANGULAR ± 0.5°



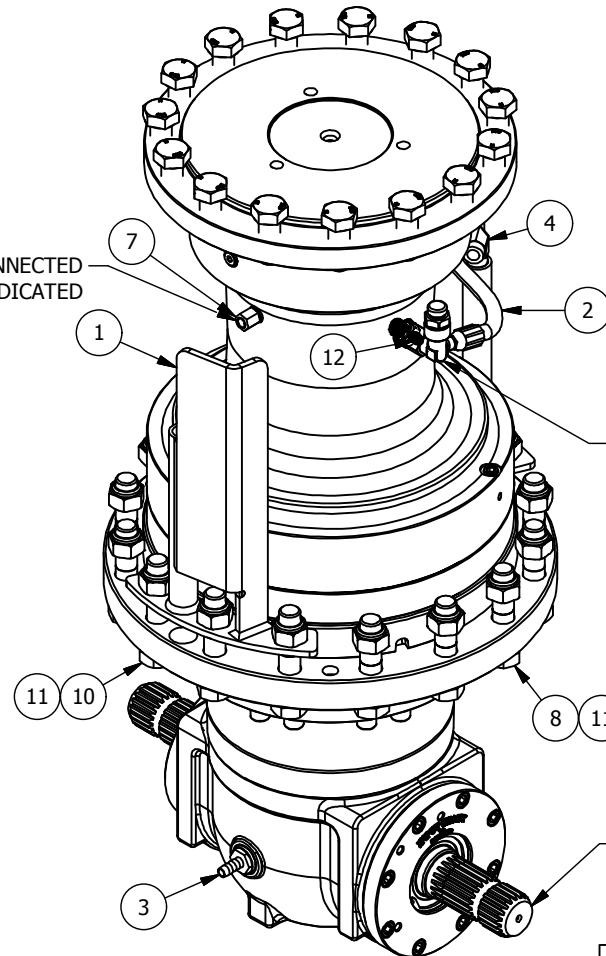
Parts List

ITEM	PART NUMBER	TITLE	QTY
1	AAA-008-00080	INTERNAL GREASE LINE PROTECTOR	4
2	AAA-009-00149	HOSE HYD 90DEG 4 FJIC X 4 MNPT X 11.75L	2
3	AAB-008-00002	FIT 8 MNPT X 3/8 BARB	2
4	AAB-008-00004	FIT 90DEG 4 FNPT X 4 FNPT	4
5	AAB-008-00006	FIT 4 MNPT X 3/8 BARB	2
6	AAB-008-00021	PIPE BLACK 1/4DIA X 11 (4MNPT X 4MNPT)	2
7	AAB-008-00120	9035-02-02 MALE BSPP X FEMALE NPT	2
8	AAB-015-10151	M20-2.5 X 90MM CLASS 10.9 ZINC CAP SCREW	20
9	AAB-015-10152	M20-2.5 X 50MM CLASS 10.9 ZINC CAP SCREW	30
10	AAB-015-10153	M20-2.5 X 100MM CLASS 10.9 ZINC CAP SCREW	12
11	AAB-015-20044	M20-2.5 ZINC PLATED NYLON LOCK NUT	32
12	AAB-008-00148	FIT ADPT 4 MJIC X 6 BSPP	2



THIS SHAFT TOWARDS  
MACHINE REAR

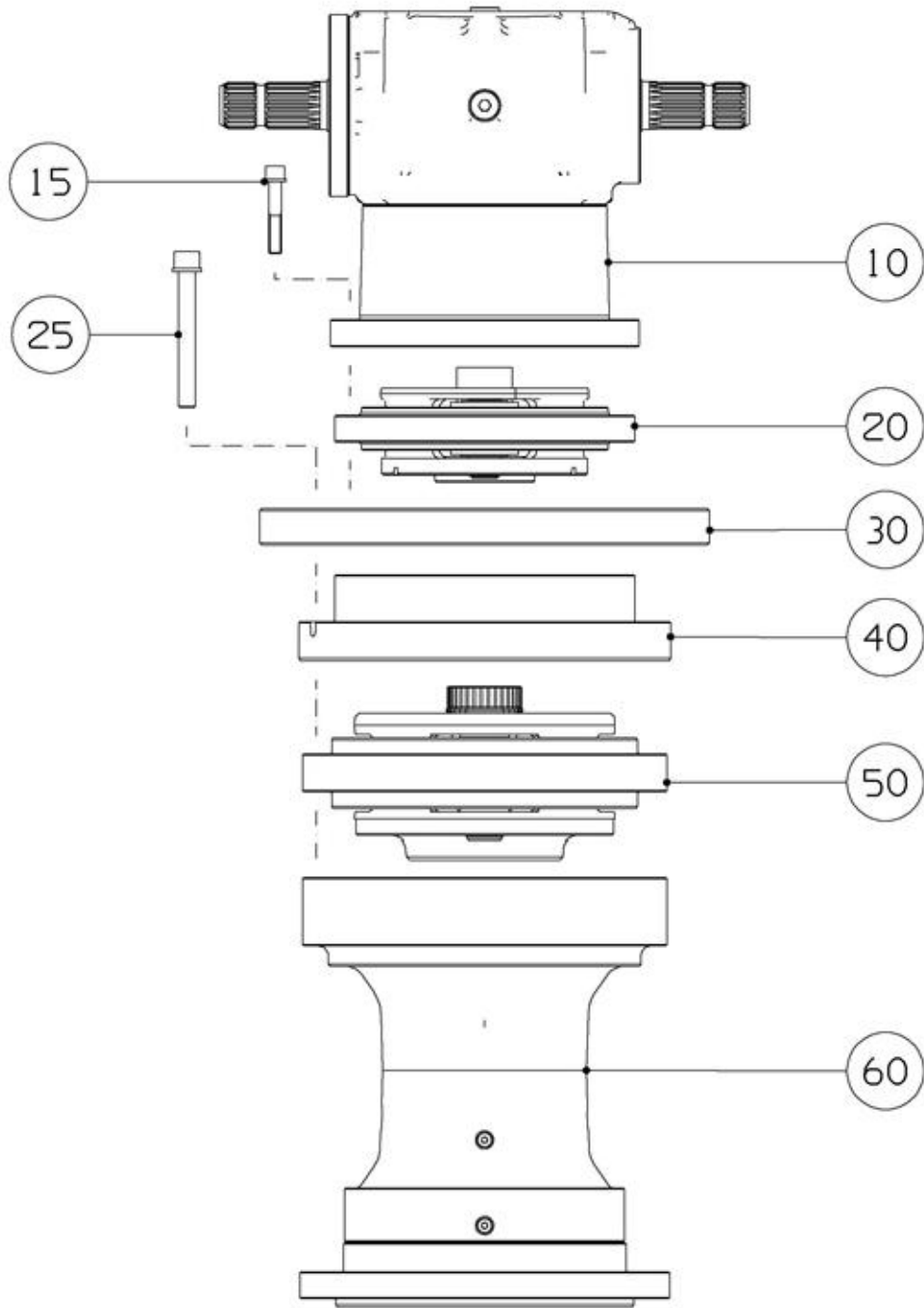
GREASE LINE CONNECTED  
TO FITTING INDICATED



REMOVE STOCK BREATHER  
AND INSTALL FITTING/RETURN LINE

THIS SHAFT TOWARDS  
MACHINE FRONT



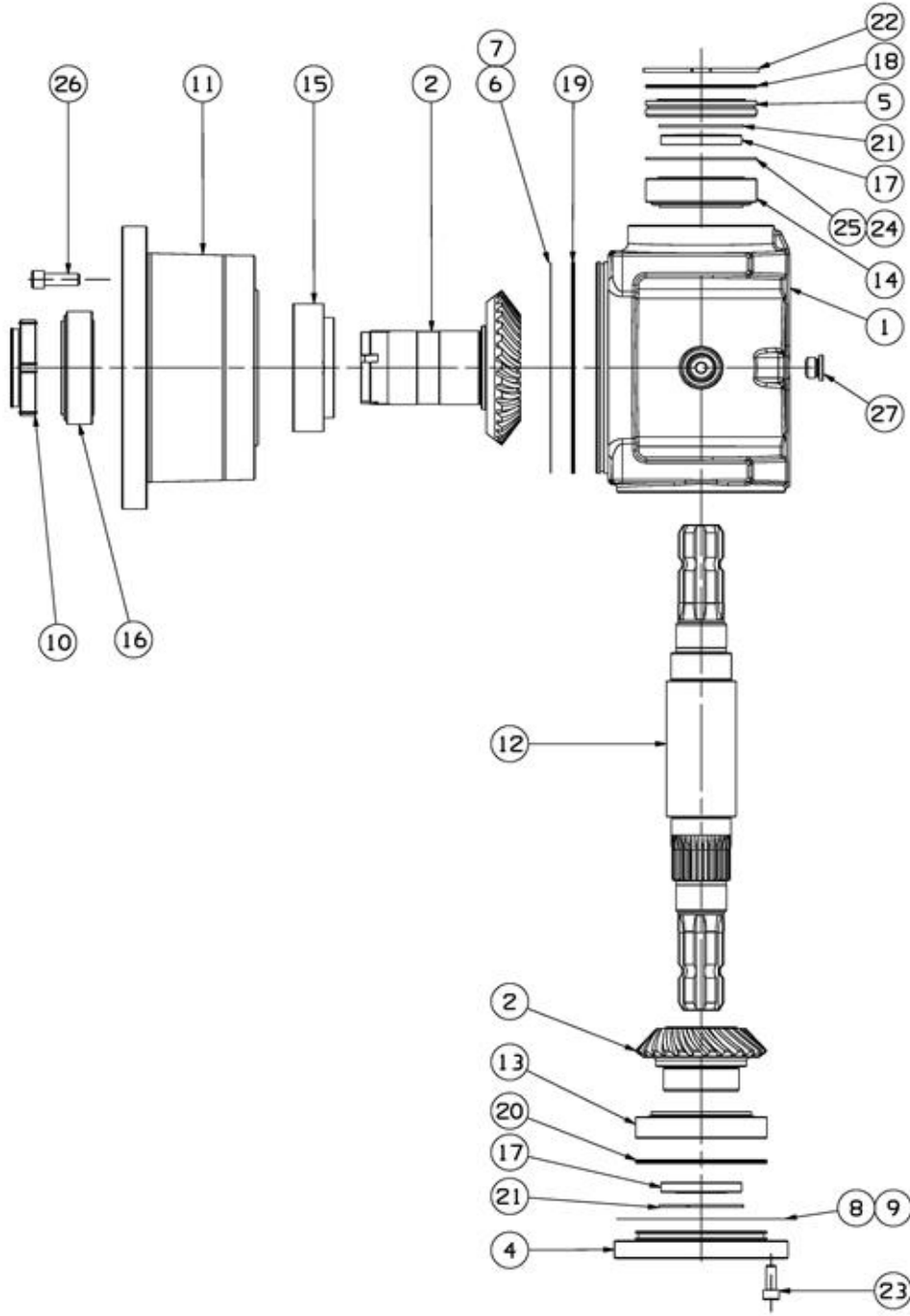


PARTS LIST			
ITEM	PART NUMBER	DESCRIPTION	QTY
10	AAB-007-00900	BEVEL GEAR C1M/065/1,27/1-3/4 (VITON_Uscita in linea 1-3/4_Z20)	1
15	AAB-007-00901	SCREW SET VR 12x70UNI5931-10.9	16
20	AAB-007-00902	REDUCTION STAGE EM1065/Fec/4,33/GC27 (Cor.24F)	1
25	AAB-007-00903	SCREW SET VR16x130UNI5931-12.9	24
30	AAB-007-00904	FLANGE To16/IF385/H34/IF314	1
40	AAB-007-00905	INTERMEDIATE FLANGE E200/E200_T24f../065_24f	1
50	AAB-007-00906	REDUCTION STAGE E200/Fec/4,42/GC32 (Cor. A T 24 Fori)	1
60	AAB-007-00907	OUTPUT SUPPORT ES200/FR/EO/E200T (Solo CentrUscD261_FR9016332)	1

DRWN :	TOLERANCES (UNLESS SPECIFIED OTHERWISE) FRACTIONAL ± 1/16" DEC X.X ± 0.1" DEC X.XX ± 0.06" DEC X.XXX ± 0.031" ANGULAR ± 0.5°	
DATE : 3/17/2015		
MAT :		

VIEW REP : ECS2013 GEARBOX	SHEET 1 OF 1	R#	DATE	DESCRIPTION	DR	CK
TITLE : ECS2013 GEARBOX				FILE NO : AAA-054-00286.idw		

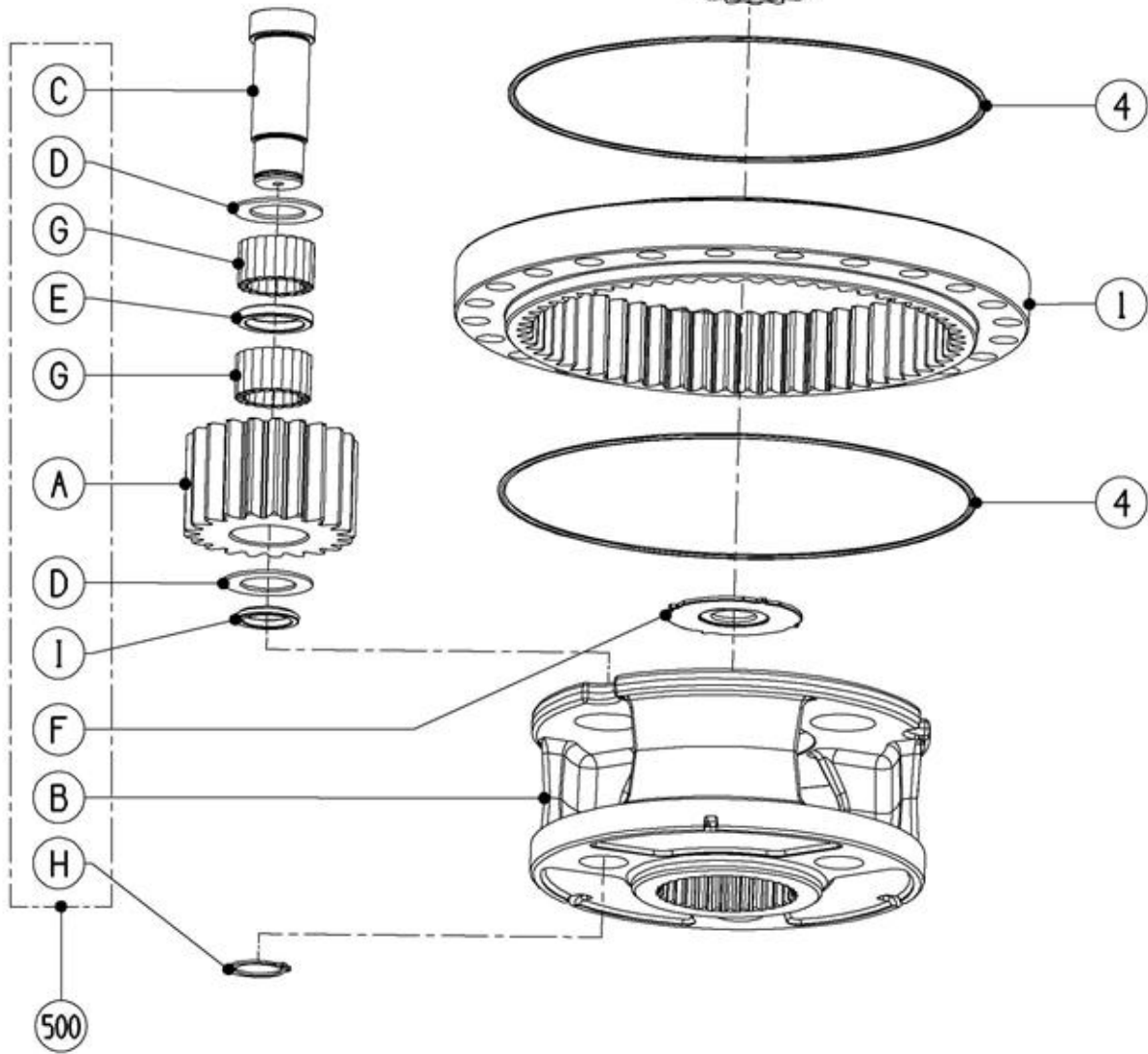
CONFIDENTIAL: THESE DRAWINGS AND COPIES THEREOF REMAIN THE PROPERTY OF JAY-LOR FABRICATING INC. ANY PERSON FOUND UNLAWFULLY USING, DISTRIBUTING, OR IN POSSESSION OF THE ABOVE WILL BE PROSECUTED



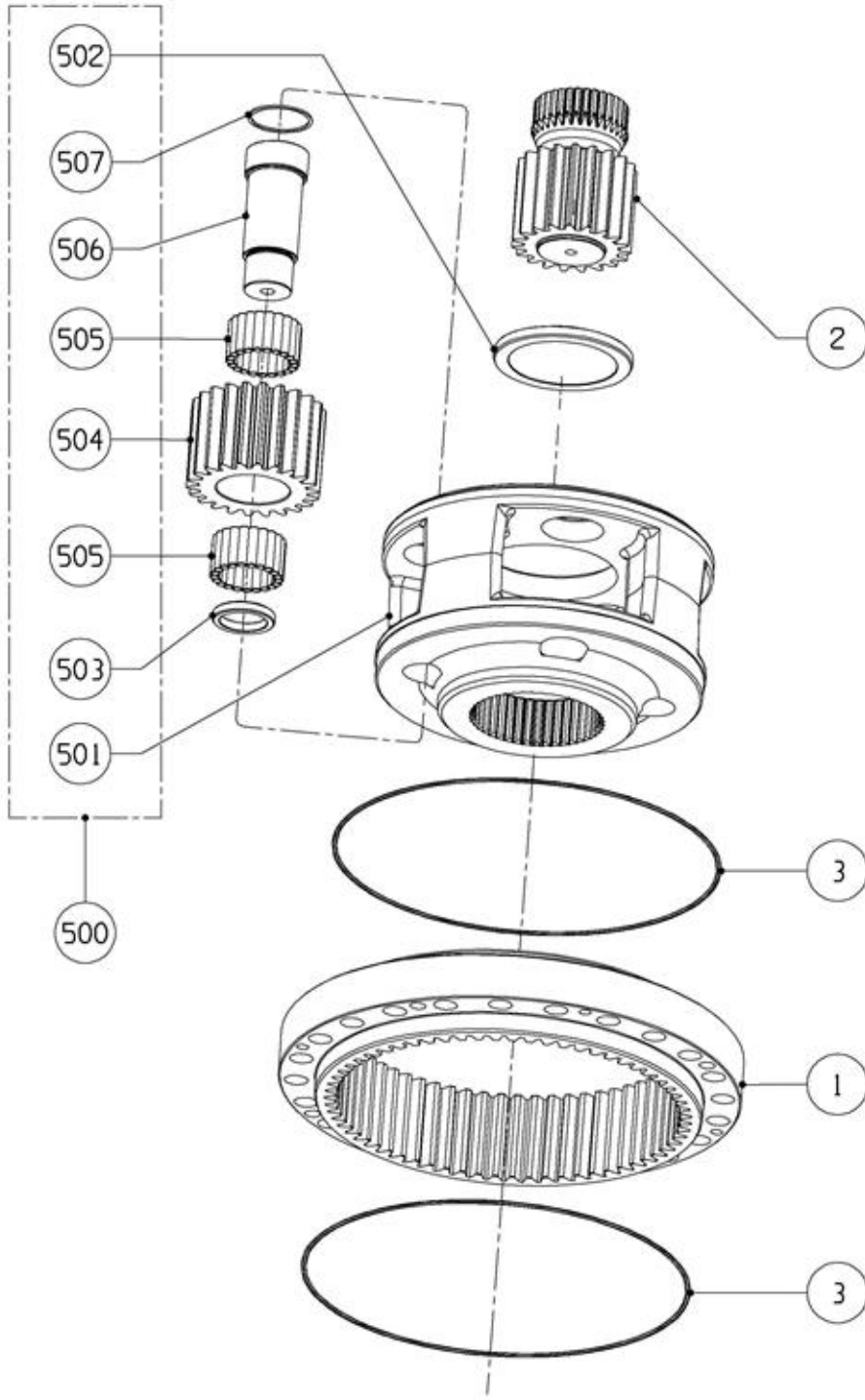
PARTS LIST			
ITEM	PART NUMBER	DESCRIPTION	QTY
1	AAB-007-00908	HOUSING C1M/./././..	1
2	AAB-007-00909	PINION+RING-GEAR C1M/A27/1,27/.. (Entr.A27)	1
4	AAB-007-00910	COVER C1M/./././IF150	1
5	AAB-007-00911	COVER C1M/./././IF96	1
6	AAB-007-00912	SPACER C1M/214/160,5/0,1	1
7	AAB-007-00913	SPACER C1M/214/160,5/0,15	1
8	AAB-007-00914	SPACER C1M/167/130,5/0,1	1
9	AAB-007-00915	SPACER C1M/167/130,5/0,15	1
10	AAB-007-00916	LOCK NUT C1M/M75x2/4T/..	1
11	AAB-007-00917	INTERMEDIATE FLANGE EM1065/./././CM1	1
12	AAB-007-00918	SHAFT C1M/1-3_4z20/./1-3_4z20	1
13	AAB-007-00919	BEARING 30215 DIN720	1
14	AAB-007-00920	BEARING 33212 DIN720	1
15	AAB-007-00921	BEARING 33215 DIN720	1
16	AAB-007-00922	BEARING 33015 DIN720	1
17	AAB-007-00923	OIL SEAL BASL50x80x10 Viton	2
18	AAB-007-00924	O-RING 2-155 101,27x2,62	1
19	AAB-007-00925	O-RING 2-172 209,22x2,62	1
20	AAB-007-00926	O-RING 2-249 123,42x3,53	1
21	AAB-007-00927	CIRCLIP Int. 80 UNI7437-75	2
22	AAB-007-00928	CIRCLIP Int. 110 UNI7437-75	1
23	AAB-007-00929	SCREW M10x25 UNI5931-67-8.8	8
24	AAB-007-00930	SHIM PS90x110x0,1 DIN988	1
25	AAB-007-00931	SHIM PS90x110x2 DIN988	1
26	AAB-007-00932	SCREW M12x35 UNI5931-67-8.8	12
27	AAB-007-00933	PLUG G1/2 DIN908 Magn.Inc_O-Ring_Lanthane	3

DRWN :	TOLERANCES (UNLESS SPECIFIED OTHERWISE)	
DATE : 3/17/2015	FRACTIONAL ± 1/16" DEC X.X ± 0.1" DEC X.XX ± 0.06" DEC X.XXX ± 0.031" ANGULAR ± 0.5°	
MAT :		

CONFIDENTIAL: THESE DRAWINGS AND COPIES THEREOF REMAIN THE PROPERTY OF JAY-LOR FABRICATING INC. ANY PERSON FOUND UNLAWFULLY USING, DISTRIBUTING, OR IN POSSESSION OF THE ABOVE WILL BE PROSECUTED



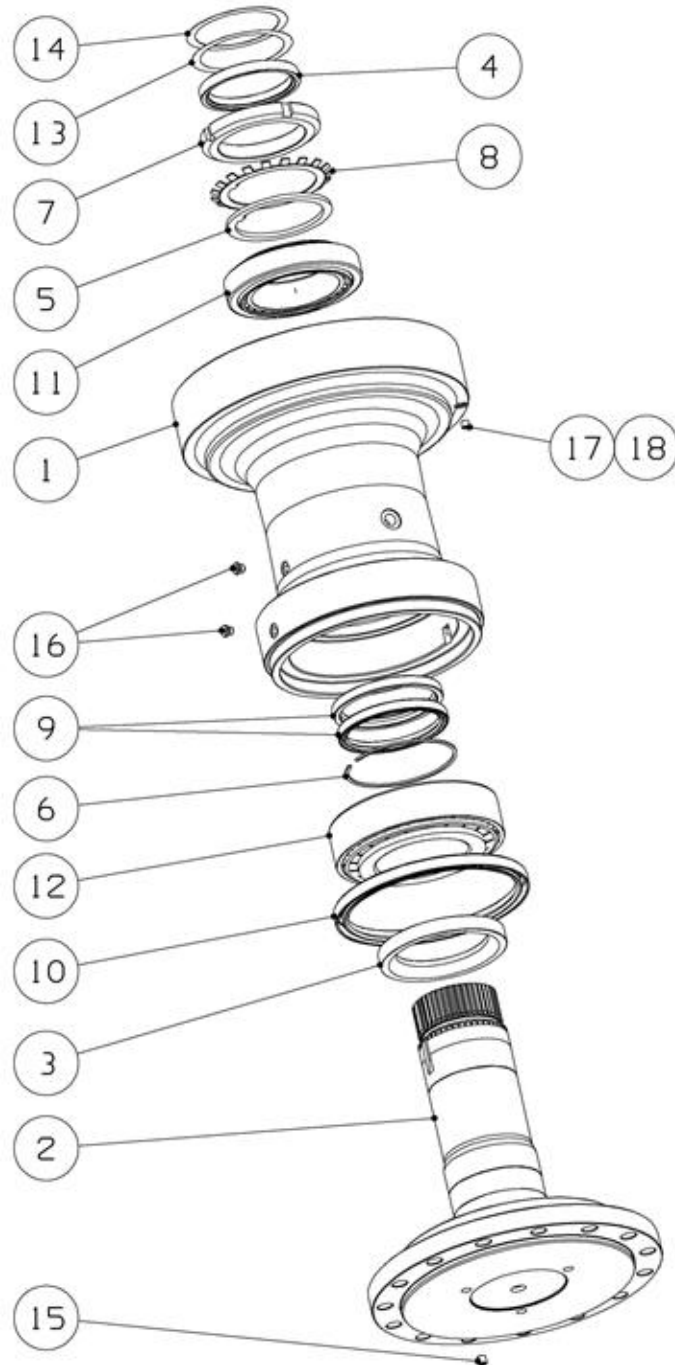
PARTS LIST			
ITEM	PART NUMBER	DESCRIPTION	QTY
1	AAB-007-00934	RING-GEAR EM1065/24F/./Z60M3,5	1
2	AAB-007-00935	SUN PINION EM1065/Z18M3,5/4,33/B27	1
3	AAB-007-00936	CIRCLIP Est.57 UNI7435-75	1
4	AAB-007-00937	O-RING 2-175 228x2,62	2
500	AAB-007-00938	REDUCTION STAGE EM1065/FEc/4,33/SGC	1



PARTS LIST			
ITEM	PART NUMBER	DESCRIPTION	QTY
1	AAB-007-00939	RING-GEAR E150/T24F/./Z65M4	1
2	AAB-007-00940	SUN PINION E200/Z19M4/4,42/B32	1
3	AAB-007-00941	O-RING 281,3x2,62	2
500	AAB-007-00942	REDUCTION STAGE E200/FEc/4,42/SGC	1

DRWN :	TOLERANCES (UNLESS SPECIFIED OTHERWISE) FRACTIONAL ± 1/16" DEC X.X ± 0.1" DEC X.XX ± 0.06" DEC X.XXX ± 0.031" ANGULAR ± 0.5°	
DATE : 3/17/2015		
MAT :		

CONFIDENTIAL: THESE DRAWINGS AND COPIES THEREOF REMAIN THE PROPERTY OF JAY-LOR FABRICATING INC. ANY PERSON FOUND UNLAWFULLY USING, DISTRIBUTING, OR IN POSSESSION OF THE ABOVE WILL BE PROSECUTED



PARTS LIST			
ITEM	PART NUMBER	DESCRIPTION	QTY
1	AAB-007-00943	SUPPORT ES200/D261/EO/E200T_24fM16	1
2	AAB-007-00944	DRIVING FLANGE ES200/IF314/./B44	1
3	AAB-007-00945	SPACER ES200/150/110/18	1
4	AAB-007-00946	SPACER ES200/118/99,3/13	1
5	AAB-007-00947	WASHER ES150/125/105_1D/5	1
6	AAB-007-00948	DISK Int. SB 130	1
7	AAB-007-00949	LOCK NUT KM21 DIN981	1
8	AAB-007-00950	TAB WASHER MB21 DIN5406	1
9	AAB-007-00951	OIL SEAL A110x130x12 DIN3760-NB	2
10	AAB-007-00952	OIL SEAL A200x230x15 DIN3760-NB	1
11	AAB-007-00953	BEARING 32021 DIN720	1
12	AAB-007-00954	BEARING 32222 DIN720	1
13	AAB-007-00955	SHIM PS100x120x0,2 DIN988	2
14	AAB-007-00956	SHIM PS100x120x0,5 DIN988	1
15	AAB-007-00957	SCREW M10x10 UNI5923-67-12.9	3
16	AAB-007-00958	PLUG G1/8 DIN908 Magn.Inc_O-Ring_Lanthane	4
17	AAB-007-00959	PLUG G1/8 DIN906	1
18	AAB-007-00960	PLUG G1/4 DIN906	1

DRWN :	TOLERANCES (UNLESS SPECIFIED OTHERWISE) FRACTIONAL ± 1/16" DEC X.X ± 0.1" DEC X.XX ± 0.06" DEC X.XXX ± 0.031" ANGULAR ± 0.5°	
DATE : 3/17/2015		
MAT :		

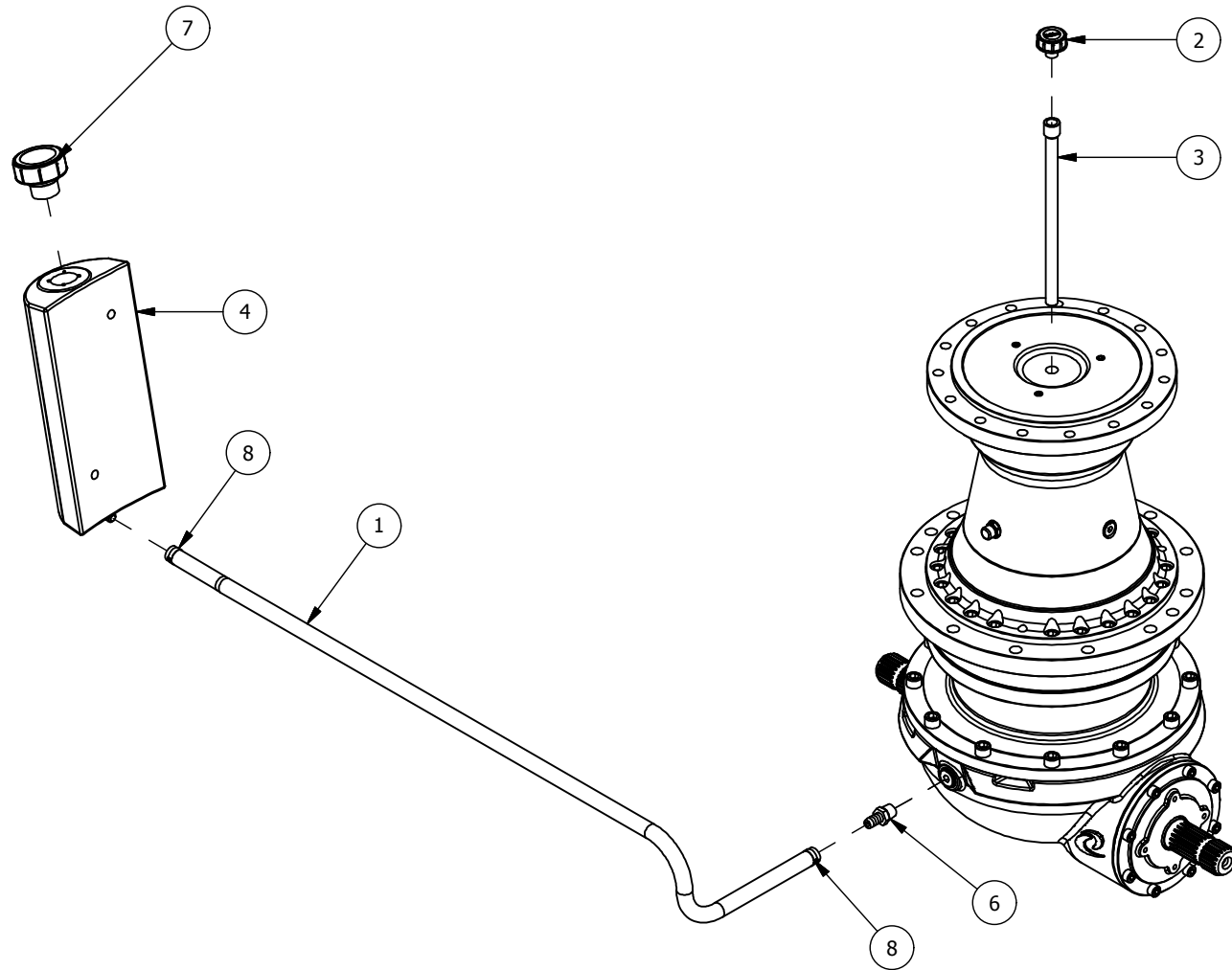
CONFIDENTIAL: THESE DRAWINGS AND COPIES THEREOF REMAIN THE PROPERTY OF JAY-LOR FABRICATING INC. ANY PERSON FOUND UNLAWFULLY USING, DISTRIBUTING, OR IN POSSESSION OF THE ABOVE WILL BE PROSECUTED

**L. 008 – LUBE SYSTEMS**

**Drawing Number Reference Chart:**

Part	Model						
	5350ST	5425ST	5425ST-3PH	5575ST-3PH	5750ST	5850ST	51000ST
Gearbox Lube Assembly	AAA-054-00141				AAA-054-00265		
Grease Line Assembly	AAA-054-00186				AAA-054-00267		

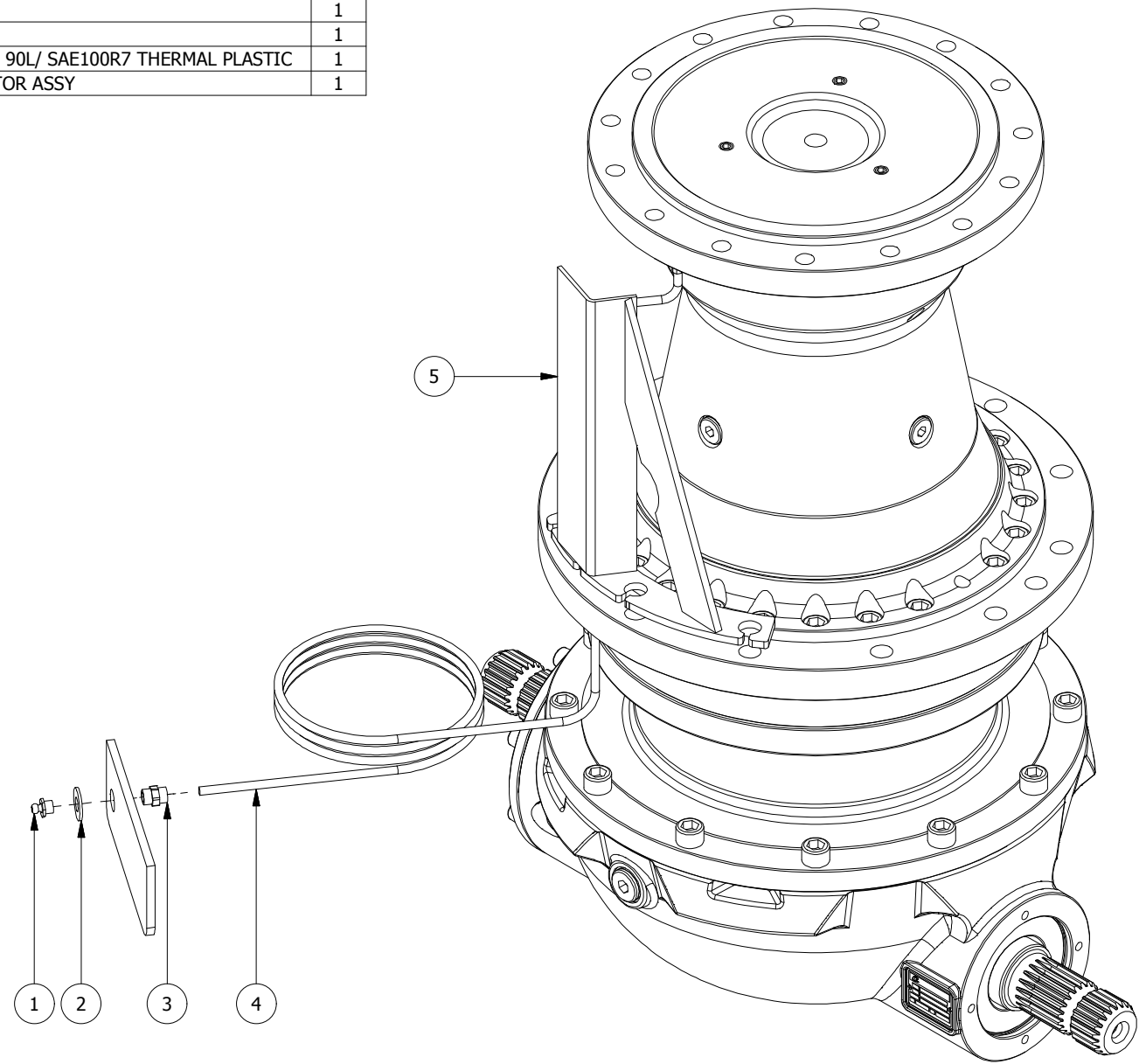
Parts List			
ITEM	PART NUMBER	TITLE	QTY
1	AAA-008-00092	5000 SERIES OIL RESERVOIR HOSE 1/2" X 120"L	1
2	AAB-008-00034	CAP BREATHER ACRYLIC RSVR	1
3	AAB-008-00124	STL BREATHER EXTENSION 12L (MALE 3/8G - 6 FNPT)	1
4	AAB-008-00125	GRBX RESERVOIR 5000 SERIES	1
5	AAB-008-00126	1/2" MPT X 1/2" BARB 90 DEGREE WHITE NYLON FITTING	1
6	AAB-008-00127	FIT 8 MNPT X 1/2 BARB	1
7	AAB-008-00137	BREATHER OPEN 40 MICRON 1-1/4 NPT	1
8	AAB-015-40024	CLAMP TWO EAR SIZE 22 (FOR 1/2" HOSE)	2



DRWN : DEnwright	TOLERANCES (UNLESS SPECIFIED OTHERWISE)	<b>JAY•LOR</b> Fabricating Inc						
DATE : 6/15/2015	FRACTIONAL ± 1/16" DEC X.X ± 0.1" DEC X.XX ± 0.06" DEC X.XXX ± 0.031" ANGULAR ± 0.5°							
VIEW REP :	SHEET 1 OF 1	R#	DATE	DESCRIPTION	DR	CK	MAT :	CONFIDENTIAL: THESE DRAWINGS AND COPIES THEREOF REMAIN THE PROPERTY OF JAY-LOR FABRICATING INC. ANY PERSON FOUND UNLAWFULLY USING, DISTRIBUTING, OR IN POSSESSION OF THE ABOVE WILL BE PROSECUTED
TITLE : 5000 SERIES PLANETARY LUBE SYSTEM				FILE NO : AAA-054-00141.idw				

Parts List

ITEM	PART NUMBER	TITLE	QTY
1	AAB-008-00031	FIT GREASE NIPPLE X 2 MNPT	1
2	AAB-015-30012	WSHR FLAT 3/8 USS	1
3	AAB-008-00030	FIT ADPT 2 FNPT X 2 FNPT	1
4	AAA-008-00050	GREASE LINE 2 MNPT X 2 MNPT X 90L/ SAE100R7 THERMAL PLASTIC	1
5	AAA-008-00007	INTERNAL GREASE LINE PROTECTOR ASSY	1

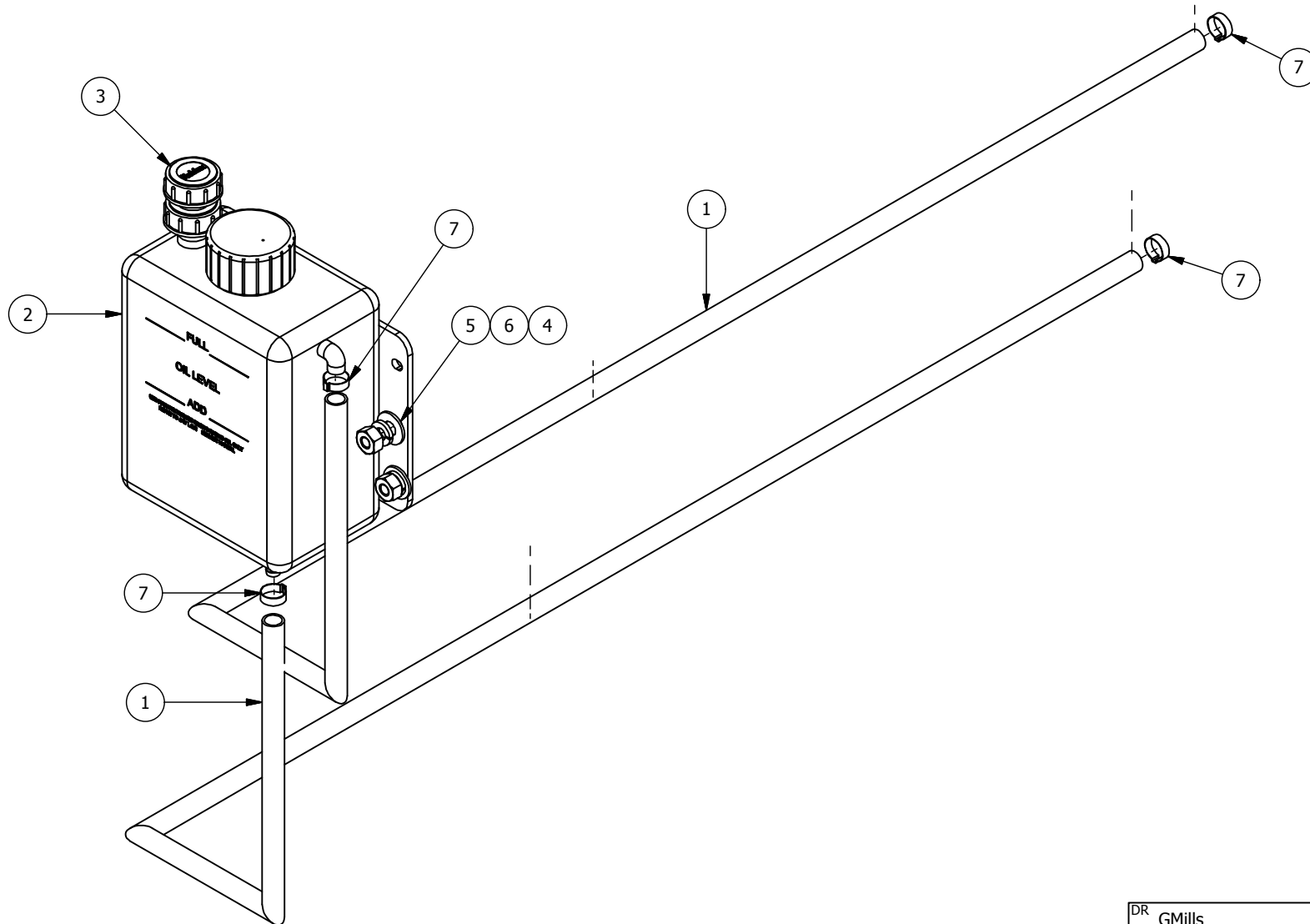


DRWN : JET	TOLERANCES (UNLESS SPECIFIED OTHERWISE)	<b>JAY•LOR</b> Fabricating Inc					
DATE : 1/2/2015	FRACTIONAL ± 1/16" DEC X.X ± 0.1" DEC X.XX ± 0.06" DEC X.XXX ± 0.031" ANGULAR ± 0.5°						
VIEW REP :	SHEET 1 OF 1	R#	DATE	DESCRIPTION	DR	CK	MAT :
TITLE : GREASE LINE ASSY 5000 SERIES SINGLE AUGER MODELS				FILE NO : AAA-054-00186.idw		CONFIDENTIAL: THESE DRAWINGS AND COPIES THEREOF REMAIN THE PROPERTY OF JAY-LOR FABRICATING INC. ANY PERSON FOUND UNLAWFULLY USING, DISTRIBUTING, OR IN POSSESSION OF THE ABOVE WILL BE PROSECUTED	



Parts List

ITEM	PART NUMBER	TITLE	QTY
1	AAA-008-00016	LOWER OIL RESERVIOR HOSE 3/8 X 7.5FT	2
2	AAB-008-00022	OIL RSVR 3QT ASSY PLASTIC TNK (WITH BREATHER)	1
3	AAB-008-00034	CAP BREATHER ACRYLIC RSVR	1
4	AAB-015-20017	NUT HEX 3/8 UNC GRD 2	4
5	AAB-015-30012	WSHR FLAT 3/8 USS	4
6	AAB-015-30017	WSHR LOCK 3/8	4
7	AAB-015-40006	CLAMP ONE EAR 11/16	4



DR	GMills	TOLERANCES (UNLESS SPECIFIED OTHERWISE) FRACTIONAL ± 1/16" DEC X.X ± 0.1" DEC X.XX ± 0.06" DEC X.XXX ± 0.031" ANGULAR ± 0.5°	<b>JAY•LOR</b> Fabricating Inc
DAT	1/29/2015		
MAT			

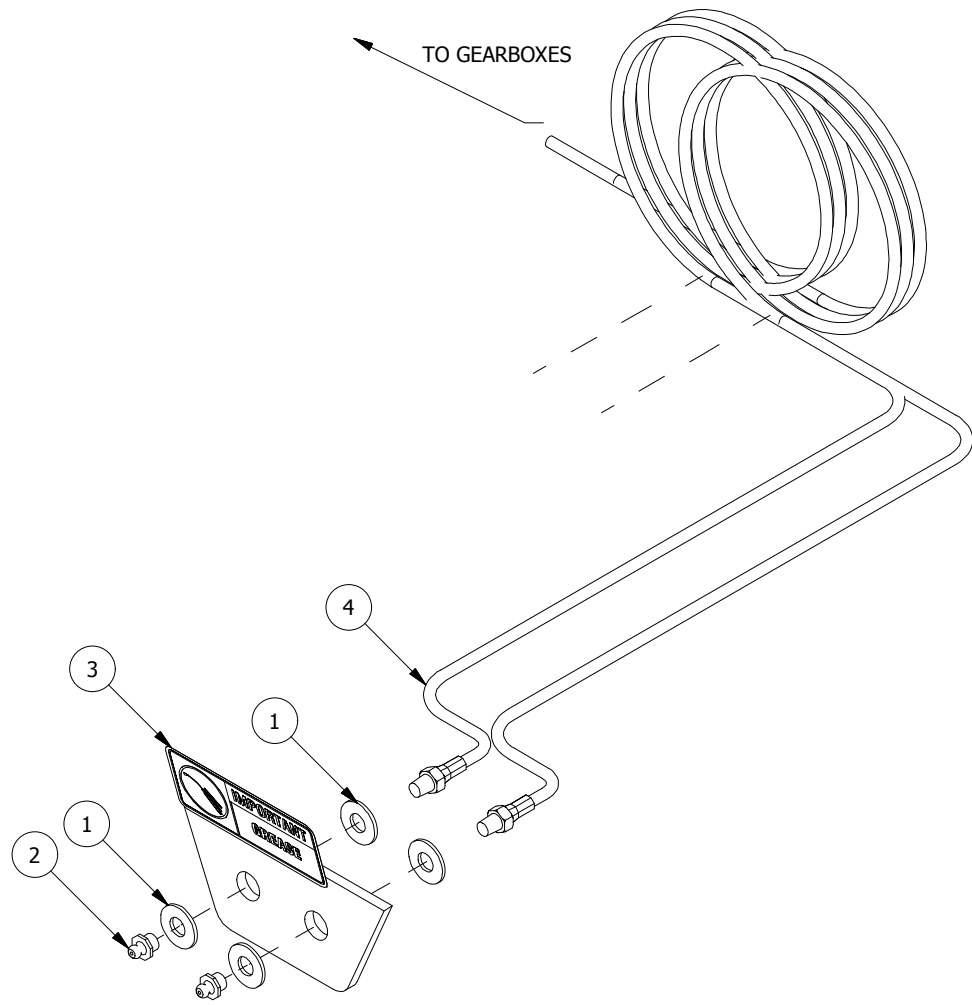
UNITS	PAPER A	SHEET 1 OF 1	R#	DATE	DESCRIPTION	DR	CK
-------	---------	--------------	----	------	-------------	----	----

TITLE BREVINI GEARBOX CLOSED LOOP RESERVOIR AND HOSE KIT FILE NO AAA-054-00265.idw

CONFIDENTIAL: THESE DRAWINGS AND COPIES THEREOF REMAIN THE PROPERTY OF JAY-LOR FABRICATING INC. ANY PERSON FOUND UNLAWFULLY USING, DISTRIBUTING, OR IN POSSESSION OF THE ABOVE WILL BE PROSECUTED

Parts List

ITEM	PART NUMBER	TITLE	QTY
1	AAB-015-30012	WSHR FLAT 3/8 USS	4
2	AAB-008-00031	FIT GREASE NIPPLE X 2 MNPT	2
3	AAB-012-00044	DECAL IMPORTANT GREASE	1
4	AAA-008-00050	GREASE LINE 2 MNPT X 2 MNPT X 90L/ SAE100R7 THERMAL PLASTIC	2

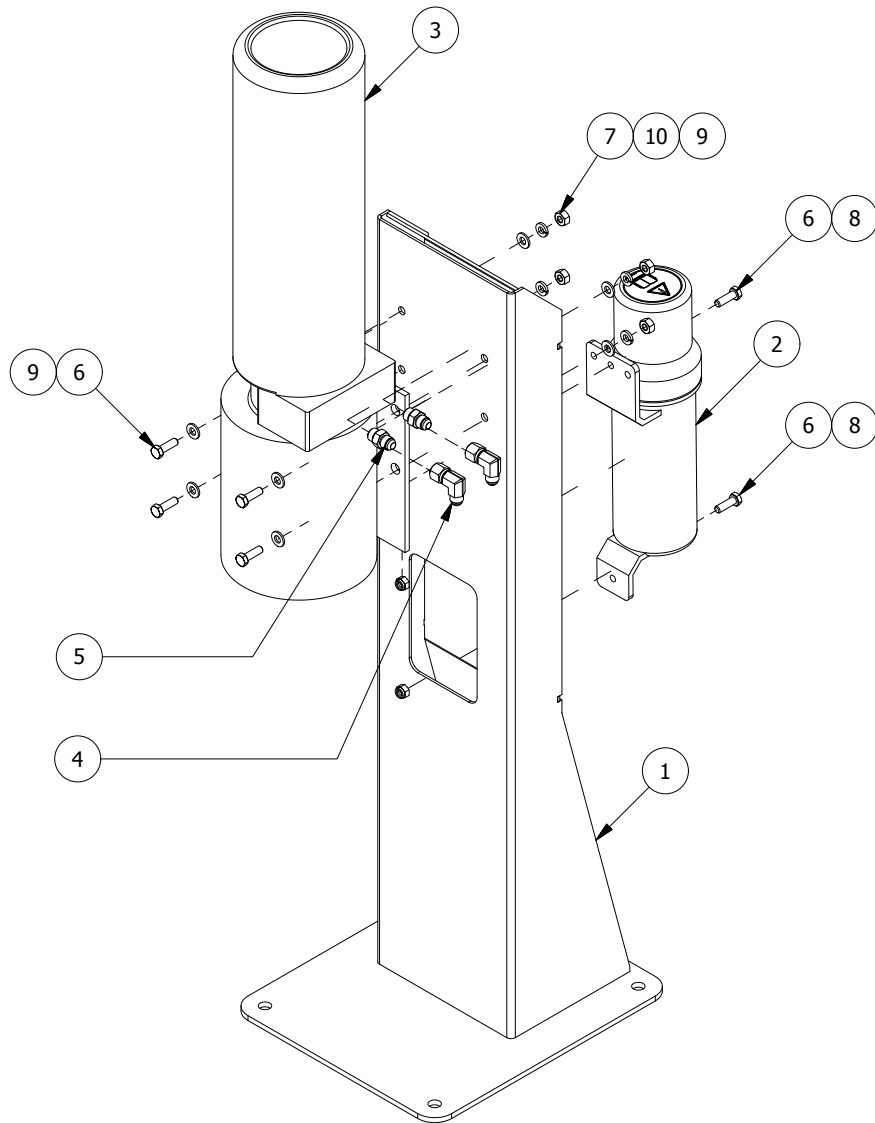


DRWN : CDiRamio	TOLERANCES (UNLESS SPECIFIED OTHERWISE)	<b>JAY•LOR</b> Fabricating Inc						
DATE : 1/29/2015	FRACTIONAL ± 1/16" DEC X.X ± 0.1" DEC X.XX ± 0.06" DEC X.XXX ± 0.031" ANGULAR ± 0.5°							
VIEW REP :	SHEET 1 OF 1	R#	DATE	DESCRIPTION	DR	CK	MAT :	CONFIDENTIAL: THESE DRAWINGS AND COPIES THEREOF REMAIN THE PROPERTY OF JAY-LOR FABRICATING INC. ANY PERSON FOUND UNLAWFULLY USING, DISTRIBUTING, OR IN POSSESSION OF THE ABOVE WILL BE PROSECUTED
TITLE : CENTRAL GREASE KIT TWIN STATIONARIES				FILE NO : AAA-054-00267.idw				

**M. 009 – HYDRAULIC / PNEUMATIC PARTS**

**Drawing Number Reference Chart:**

Part	Model						
	5350ST	5425ST	5425ST-3PH	5575ST-3PH	5750ST	5850ST	51000ST
Power Pack and Fitting Kit (Single Door)	NA		AAA-054-00277				
Power Pack and Fitting Kit (Dual Doors)	NA				AAA-054-00278		
C-Side Hose Kit Rear Twin	NA				AAA-054-00199		
C-Side Hose Kit Front Twin	NA				AAA-054-00275		
Hose Kit for Rear Left Door	AAA-054-00256				AAA-054-00255		
Hose Kit for Front Right Door	AAA-054-00255						



Parts List			
ITEM	PART NUMBER	TITLE	QTY
1	AAA-009-00472-P3	STATIONARY POWER PACK KMC16 MOTOR MNT WELDMENT	1
2	AAB-002-00001	MANUAL HOLDER	1
3	AAB-009-00378	HYD POWER PACK 1 GPM 3 POSITION MANUAL VALVE	1
4	AAB-009-00445	FIT 90DEG 6 FJIC X 6 MJIC	2
5	AAB-009-00713	FIT ADPT 6 MORB X 6 MJIC	2
6	AAB-015-10036	BOLT HEX 5/16 X 1 UNC GRD 5	6
7	AAB-015-20020	NUT HEX 5/16 UNC GRD 2	4
8	AAB-015-20035	NUT HEX 5/16-18 LOCK NYLON	2
9	AAB-015-30011	WSHR FLAT 5/16 USS	8
10	AAB-015-30016	WSHR LOCK 5/16	4

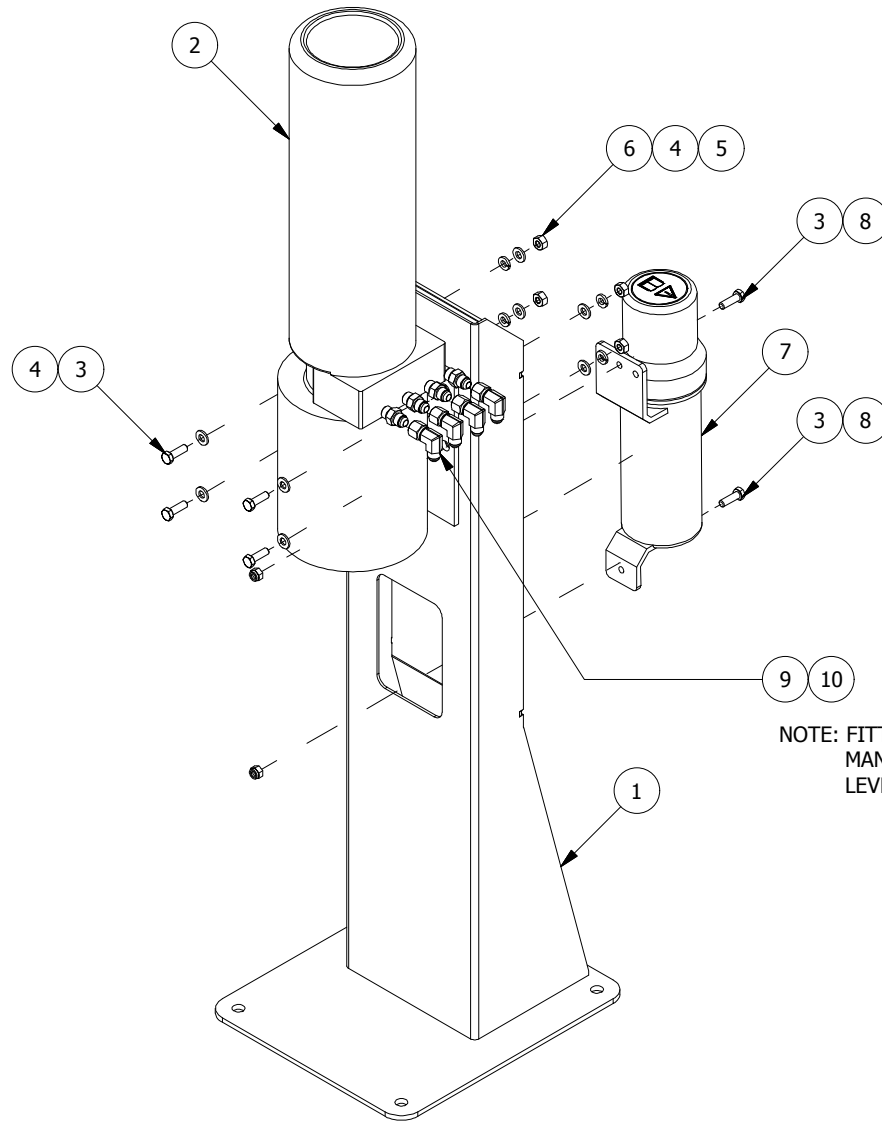
\*ALL PARTS AVAILABLE AS A KIT AS PART # AAA-009-00999

DRAWN : CDiRamio	<b>JAY•LOR</b> Fabricating Inc	TOLERANCES (UNLESS SPECIFIED OTHERWISE) FRACTIONAL ± 1/16" DEC X.X ± 0.1" DEC X.XX ± 0.06" DEC X.XXX ± 0.031" ANGULAR ± 0.5°
DATE : 2/3/2015		
FILE : AAA-054-00277	TITLE : TWIN & 3-PHASE SINGLE STATIONARY POWER PACK KIT (SINGLE DOOR)	
PRINT DATE: 8/2/2017	SHEET 1 OF 1	
CONFIDENTIAL: THESE DRAWINGS AND COPIES THEREOF REMAIN THE PROPERTY OF JAY-LOR FABRICATING INC. ANY PERSON FOUND UNLAWFULLY USING, DISTRIBUTING, OR IN POSSESSION OF THE ABOVE WILL BE PROSECUTED.		

Parts List

ITEM	PART NUMBER	TITLE	QTY
1	AAA-009-00472-P3	STATIONARY POWER PACK KMC16 MOTOR MNT WELDMENT	1
2	AAB-009-00378	HYD POWER PACK 1 GPM 3 POSITION MANUAL VALVE KMC16/P12/R42/N11/C08/B11/H/DG17	1
3	AAB-015-10036	BOLT HEX 5/16 X 1 UNC GRD 5	6
4	AAB-015-30011	WSHR FLAT 5/16 USS	8
5	AAB-015-30016	WSHR LOCK 5/16	4
6	AAB-015-20020	NUT HEX 5/16 UNC GRD 2	4
7	AAB-002-00001	MANUAL HOLDER	1
8	AAB-015-20035	NUT HEX 5/16-18 LOCK NYLON	2
9	AAB-009-00445	FIT 90DEG 6 FJIC X 6 MJIC	4
10	AAB-009-00713	FIT ADPT 6 MORB X 6 MJIC	4

\*TWIN STATIONARY POWER PACK FOR DUAL DOOR MNT AND FITTINGS KIT  
AVAILABLE AS PART # AAA-009-01000



NOTE: FITTINGS AAB-009-00445 AND AAB-009-00713 ATTACH TO MANIFOLD AND LEVER VALVE NOT PICTURED  
MANIFOLD / 2-SECTION SERIES / FOR HYD POWER PACK - PART # AAB-009-00718  
LEVER VALVE / 3-POSITION MOMENTARY / FOR HYD POWER PACK - PART # AAB-009-00719

DRWN : GMills

DATE : 2/4/2015

MAT :

TOLERANCES (UNLESS SPECIFIED OTHERWISE)  
FRACTIONAL ± 1/16"  
DEC X.X ± 0.1"  
DEC X.XX ± 0.06"  
DEC X.XXX ± 0.031"  
ANGULAR ± 0.5°



VIEW REP :

SHEET 1 OF 1

R#

DATE

DESCRIPTION

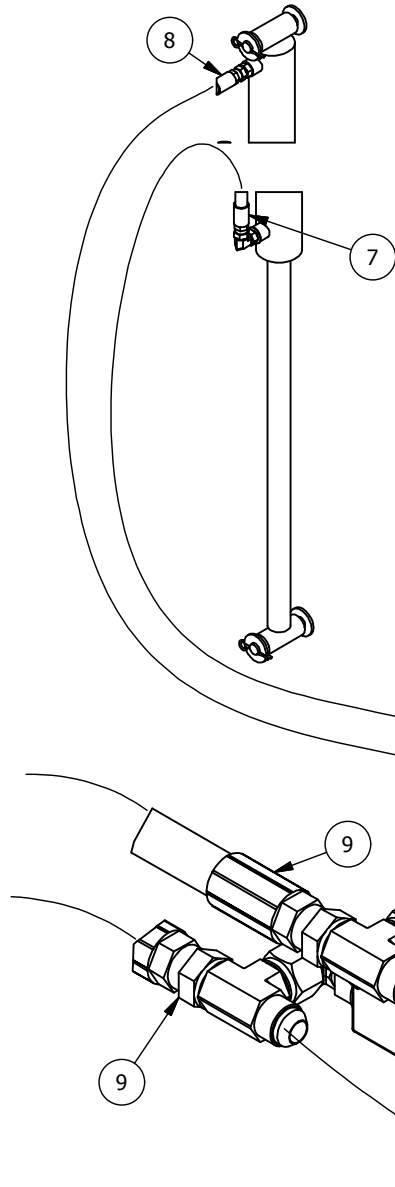
DR

CK

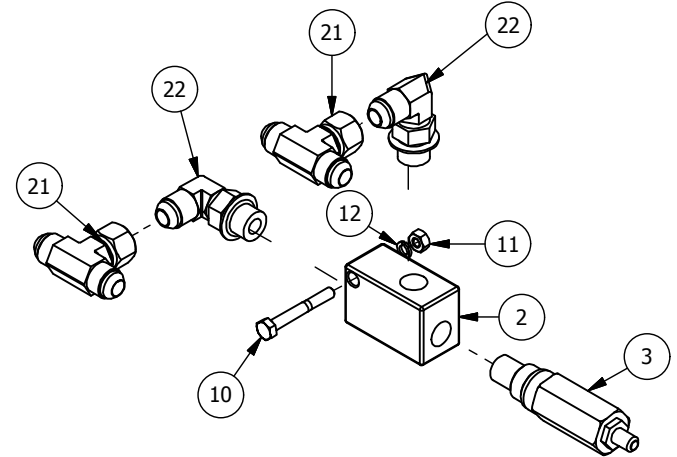
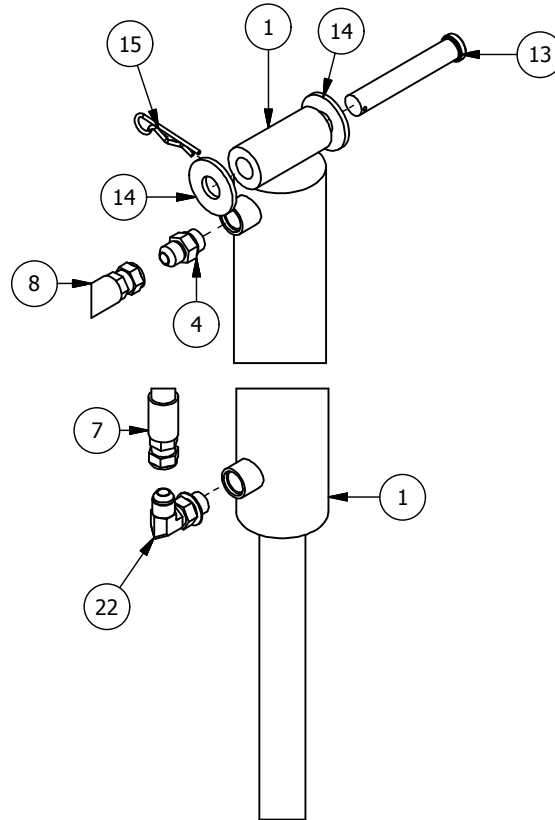
TITLE : TWIN STATIONARY POWER PACK DUAL DOOR MNT AND FIT KIT

FILE NO : AAA-054-00278.idw

CONFIDENTIAL: THESE DRAWINGS AND COPIES THEREOF REMAIN THE PROPERTY OF JAY-LOR FABRICATING INC. ANY PERSON FOUND UNLAWFULLY USING, DISTRIBUTING, OR IN POSSESSION OF THE ABOVE WILL BE PROSECUTED



NOTE : USE AAA-009-00433 - KIT HOSE & FIT FOR REAR TWIN. THIS KIT CONTAINS HOSES SPECIFIED IN THIS HOSE DRAWING



NOTE : MOUNT VALVE BLOCK ON FRT OF STRAIN PLATE ON OPOSITE SIDE AS C-SIDE DISCHARGE WITH PRESS RELIEF VALVE FACING TOWARDS MACHINE CENTER

\*C-SIDE HOSE KIT FOR REAR TWINS AVAILABLE AS PART # AAA-009-00436

Parts List				
ITEM	PART NUMBER	TITLE	QTY	
1	AAA-009-00214-P3	CYDR 30 STROKE (66 PIN TO PIN)	1	
2	AAB-009-00698	FAJ BODY SAE 8 VALVE BLOCK	1	
3	AAB-009-00697	RDDA LDN @ 300 PSI PRESS RELIEF	1	
4	AAB-009-00087	FIT ADPT 8 MJIC X 8 MORB	4	
7	AAB-009-00700	HOSE HYD 1/2DIA SINGLE BRAID 8 FJIC X 8 FJIC 225L	1	
8	AAB-009-00699	HOSE HYD 1/2DIA SINGLE BRAID 8 FJIC X 8 FJIC 195L	1	
9	AAB-009-00702	HOSE HYD 1/2DIA SINGLE BRAID 8 FJIC X 8 MORB 320L	2	
10	AAB-015-10126	BOLT HEX 1/4 X 2 UNC GRD 5	1	
11	AAB-015-20036	NUT HEX 1/4 UNC GRD 5	1	
12	AAB-015-30038	WSHR LOCK 1/4	1	
13	AAB-015-00147	PIN PIVOT 3/4 X 4-1/2	2	
14	AAB-015-30015	WSHR FLAT 3/4 USS	4	
15	AAB-001-00019	PIN HTCH CLIP 1/8 X 2-9/16	2	
21	AAB-009-00506	FIT TEE 8 MJIC x 8 MJIC x 8 FJIC SWIVEL	2	
22	AAB-009-00076	FIT 90DEG 8 MJIC X ADJUST 8 MORB	3	

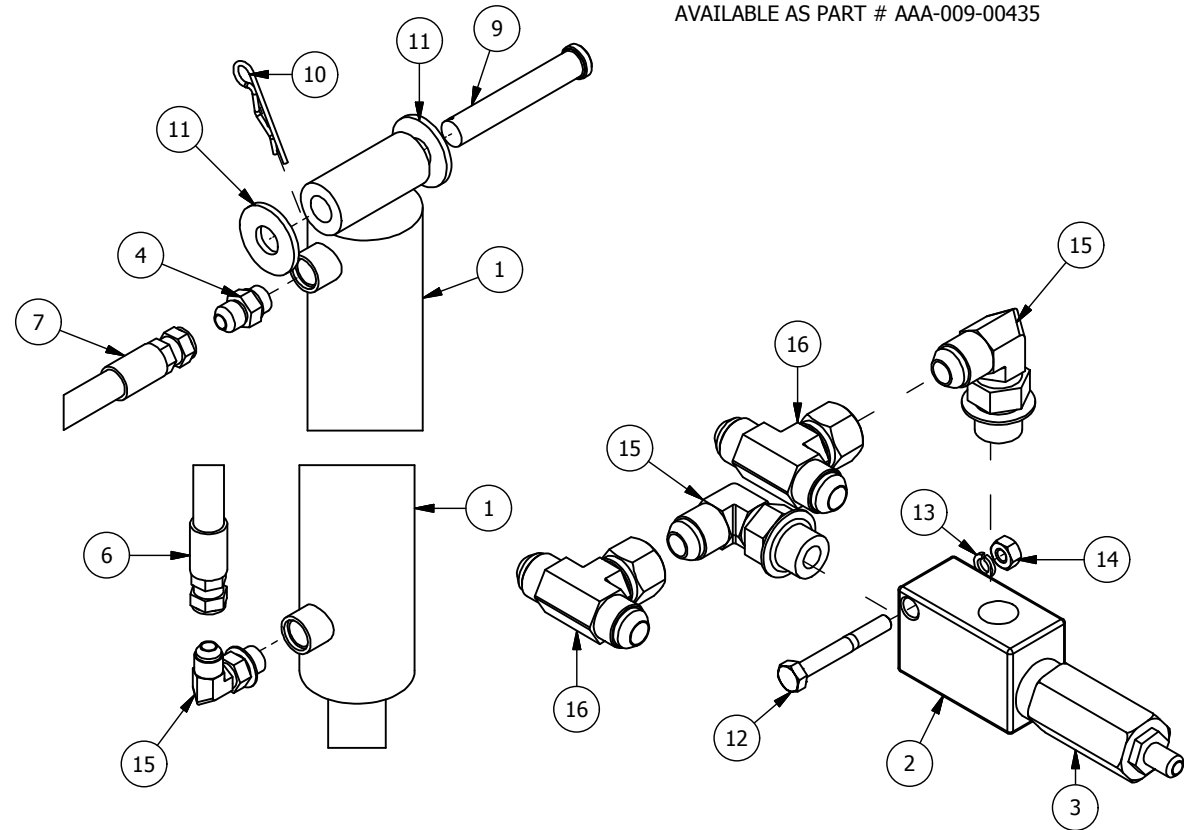
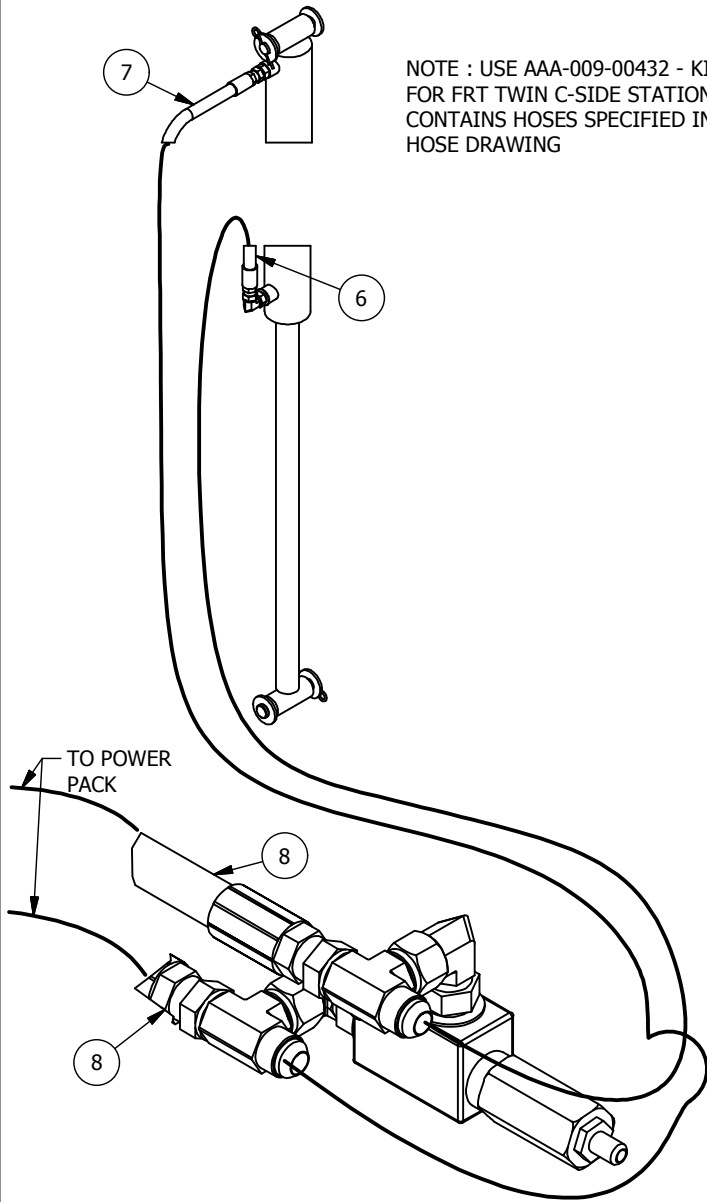
DRWN : DEnwright	TOLERANCES (UNLESS SPECIFIED OTHERWISE)	<b>JAY-LOR</b> Fabricating Inc						
DATE : 1/6/2015	FRACTIONAL ± 1/16" DEC X.X ± 0.1" DEC X.XX ± 0.06" DEC X.XXX ± 0.031" ANGULAR ± 0.5°							
VIEW REP :	SHEET 1 OF 1	R#	DATE	DESCRIPTION	DR	CK	MAT :	CONFIDENTIAL: THESE DRAWINGS AND COPIES THEREOF REMAIN THE PROPERTY OF JAY-LOR FABRICATING INC. ANY PERSON FOUND UNLAWFULLY USING, DISTRIBUTING, OR IN POSSESSION OF THE ABOVE WILL BE PROSECUTED
TITLE : C-SIDE HOSE KIT REAR TWIN - PARTS BOOK				FILE NO : AAA-054-00199.idw				

Parts List

ITEM	PART NUMBER	TITLE	QTY
1	AAA-009-00214-P3	CYDR 30 STROKE (66 PIN TO PIN)	1
2	AAB-009-00698	FAJ BODY SAE 8 VALVE BLOCK	1
3	AAB-009-00697	RDDA LDN @ 300 PSI PRESS RELIEF	1
4	AAB-009-00087	FIT ADPT 8 MJIC X 8 MORB	4
6	AAB-009-00700	HOSE HYD 1/2DIA SINGLE BRAID 8 FJIC X 8 FJIC 225L	1
7	AAB-009-00699	HOSE HYD 1/2DIA SINGLE BRAID 8 FJIC X 8 FJIC 195L	1
8	AAB-009-00701	HOSE HYD 1/2DIA SINGLE BRAID 8 FJIC X 8 MORB 235L	2
9	AAB-015-00147	PIN PIVOT 3/4 X 4-1/2	2
10	AAB-001-00019	PIN HTCH CLIP 1/8 X 2-9/16	2
11	AAB-015-30015	WSHR FLAT 3/4 USS	4
12	AAB-015-10126	BOLT HEX 1/4 X 2 UNC GRD 5	1
13	AAB-015-30038	WSHR LOCK 1/4	1
14	AAB-015-20036	NUT HEX 1/4 UNC GRD 5	1
15	AAB-009-00076	FIT 90DEG 8 MJIC X ADJUST 8 MORB	3
16	AAB-009-00506	FIT TEE 8 MJIC x 8 MJIC x 8 FJIC SWIVEL	2

NOTE : USE AAA-009-00432 - KIT HOSE & FIT FOR FRT TWIN C-SIDE STATIONARY. THIS KIT CONTAINS HOSES SPECIFIED IN THIS HOSE DRAWING

\*C-SIDE HOSE KIT FOR FRONT TWIN STATIONARY AVAILABLE AS PART # AAA-009-00435



NOTE : MOUNT VALVE BLOCK ON FRT OF STRAIN PLATE ON OPOSITE SIDE AS C-SIDE DISCHARGE WITH PRESS RELIEF VALVE FACING TOWARDS MACHINE CENTER

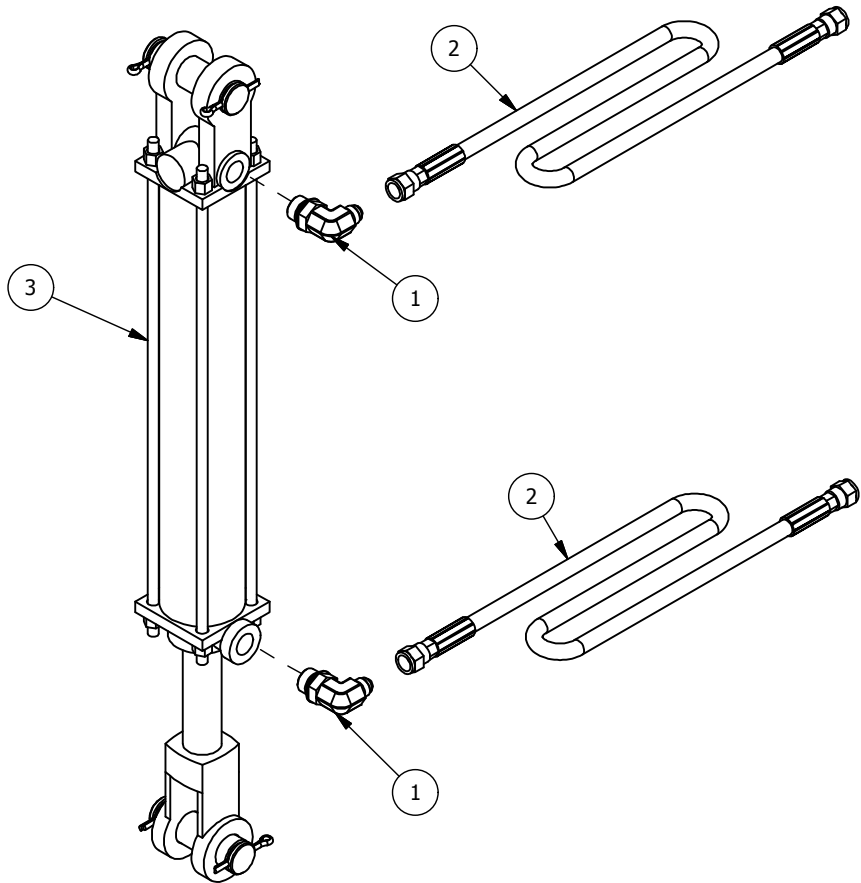
DRWN : DEnwright	TOLERANCES (UNLESS SPECIFIED OTHERWISE)	<b>JAY-LOR</b> Fabricating Inc
DATE : 2/2/2015	FRACTIONAL ± 1/16"	
MAT :	DEC X.X ± 0.1"	
	DEC X.XXX ± 0.06"	
	DEC X.XXX ± 0.031"	
	ANGULAR ± 0.5°	

CONFIDENTIAL: THESE DRAWINGS AND COPIES THEREOF REMAIN THE PROPERTY OF JAY-LOR FABRICATING INC. ANY PERSON FOUND UNLAWFULLY USING, DISTRIBUTING, OR IN POSSESSION OF THE ABOVE WILL BE PROSECUTED

VIEW REP :	SHEET 1 OF 1	R#	DATE	DESCRIPTION	DR	CK
TITLE : C-SIDE HOSE KIT FRT TWIN STATIONARY				FILE NO : AAA-054-00275.idw		

Parts List			
ITE	PART NUMBER	TITLE	QTY
1	AAB-009-00352	FIT 90DEG 6 MJIC X 8 MORB ADJ	2
2	AAB-009-00144	HOSE HYD 1/4DIA SINGLE BRAID 6 FJIC SWIVEL X 6 FJIC SWIVEL 150L	2
3	AAB-009-00330	HYD CYDR 12 STROKE	1

\*HYDRAULIC HOSE AND FITTING KIT FOR FRT RTH DOOR SINGLE AUGER  
 STATIONARY MODELS / FRT RTH & REAR LTH DOOR TWIN AUGER STATIONARY  
 MODELS AVAILABLE AS PART # AAA-009-00476



DRWN :	TOLERANCES (UNLESS SPECIFIED OTHERWISE)	<b>JAY•LOR®</b> <i>Fabricating Inc</i>
DATE : 2/3/2015	FRACTIONAL ± 1/16"	
MAT :	DEC X.X ± 0.1" DEC X.XX ± 0.06" DEC X.XXX ± 0.031" ANGULAR ± 0.5°	

VIEW REP :	SHEET 1 OF 1	R#	DATE	DESCRIPTION	DR	CK
TITLE : KIT HOSE & FIT / 12 IN CYL FRT RTH & REAR LTH DOOR TWIN / FRT RTH DOOR SNGL STATIONARY MODELS				FILE NO : AAA-054-00255.idw		

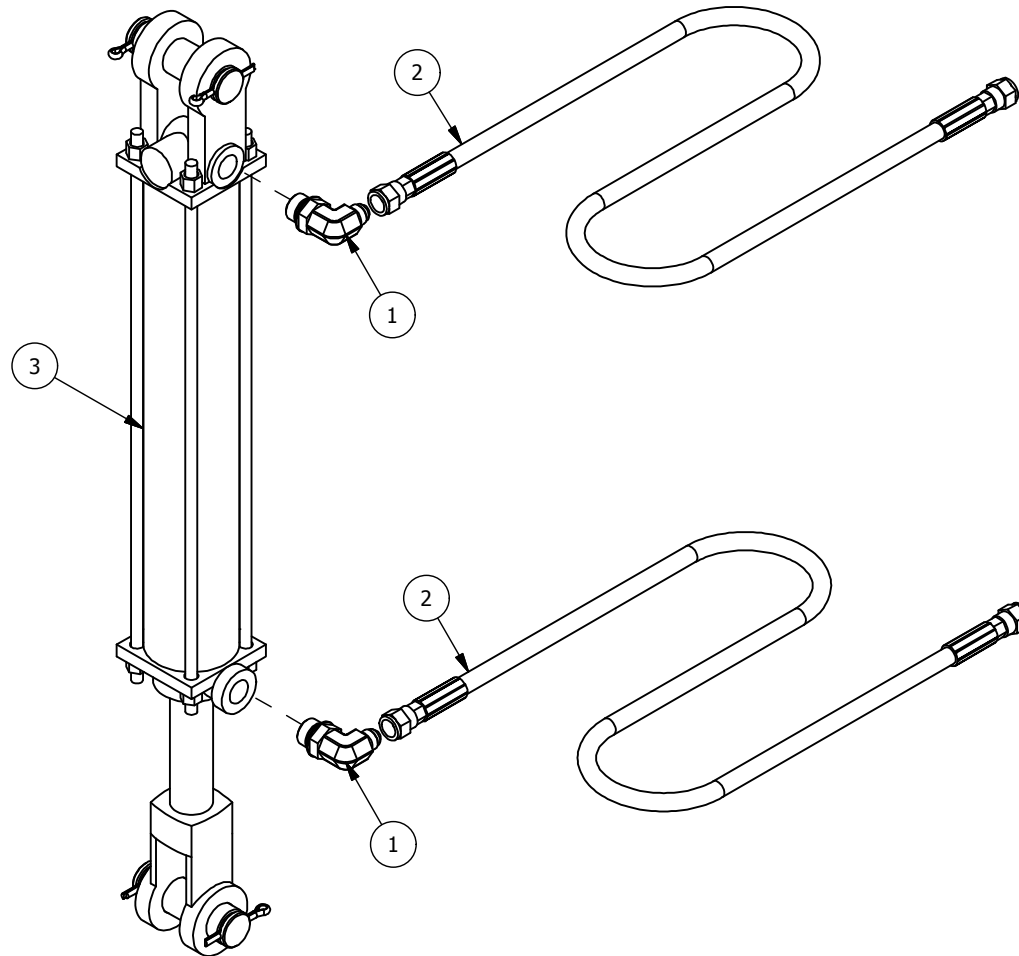
CONFIDENTIAL: THESE DRAWINGS AND COPIES THEREOF REMAIN THE PROPERTY OF JAY-LOR FABRICATING INC. ANY PERSON FOUND UNLAWFULLY USING, DISTRIBUTING, OR IN POSSESSION OF THE ABOVE WILL BE PROSECUTED



Parts List

ITE	PART NUMBER	TITLE	QTY
1	AAB-009-00352	FIT 90DEG 6 MJIC X 8 MORB ADJ	2
2	AAA-009-00254	HOSE HYD 1/4DIA SINGLE BRAID 6 FJIC SWIVEL X 6 FJIC SWIVEL 250L	2
3	AAB-009-00330	HYD CYDR 12 STROKE	1

\*HYDRAULIC HOSE AND FITTING KIT FOR REAR LTH DOOR SINGLE AUGER  
 STATIONARY MODELS AVAILABLE AS PART # AAA-009-00477



DRWN :	TOLERANCES (UNLESS SPECIFIED OTHERWISE)	<b>JAY•LOR®</b> Fabricating Inc
DATE : 2/3/2015	FRACTIONAL ± 1/16" DEC X.X ± 0.1" DEC X.XX ± 0.06" DEC X.XXX ± 0.031" ANGULAR ± 0.5°	
MAT :		

CONFIDENTIAL: THESE DRAWINGS AND COPIES THEREOF REMAIN THE PROPERTY OF JAY-LOR FABRICATING INC. ANY PERSON FOUND UNLAWFULLY USING, DISTRIBUTING, OR IN POSSESSION OF THE ABOVE WILL BE PROSECUTED

VIEW REP :	SHEET 1 OF 1	R#	DATE	DESCRIPTION	DR	CK

FILE NO : AAA-054-00256.idw

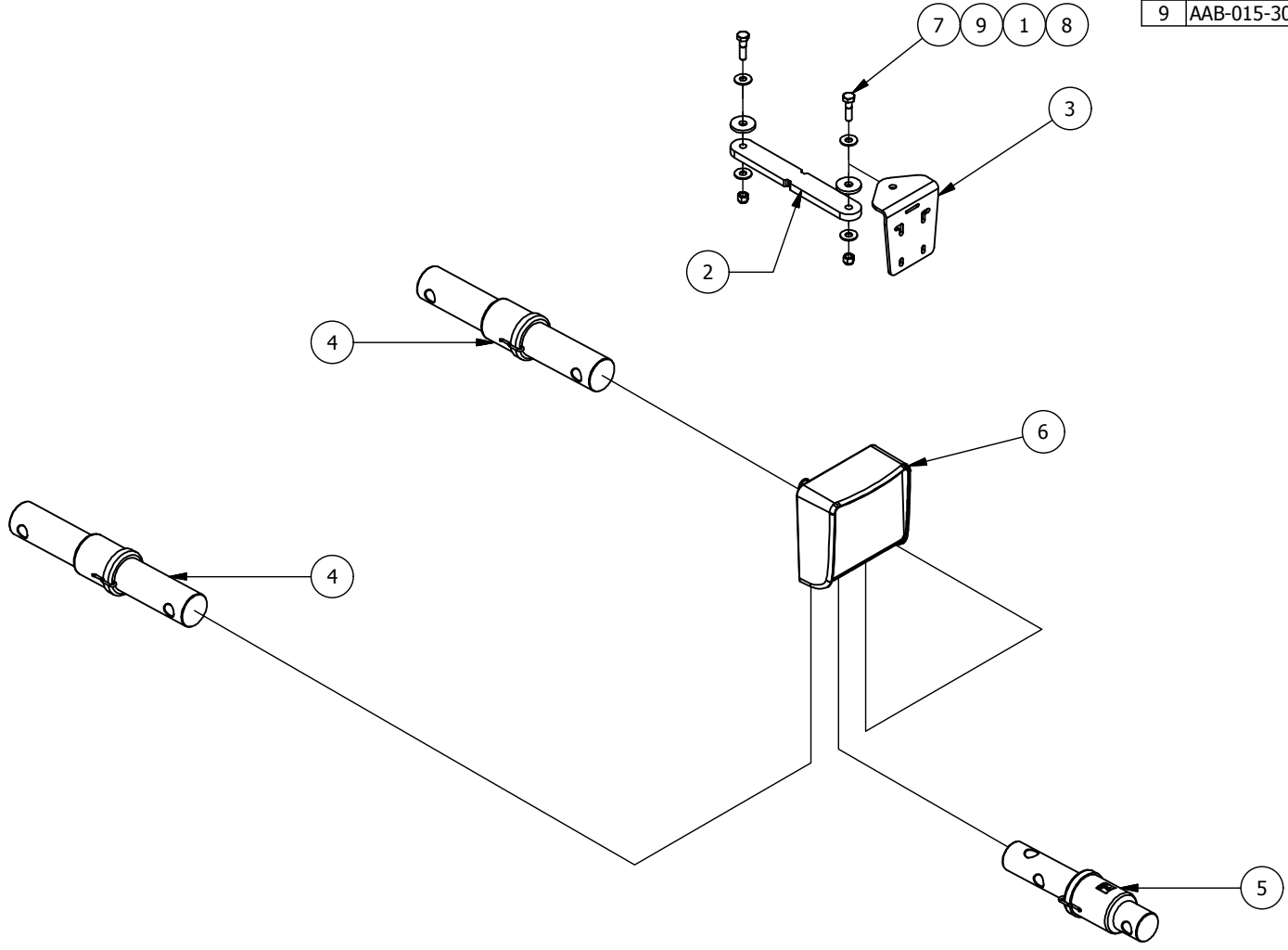
TITLE : KIT HOSE & FIT/ 12 INCH CYL REAR LTH DOOR SNGL STATIONARY 5000 SERIES

**N. 010 – SCALE / LIGHTING PARTS**

**Drawing Number Reference Chart:**

Part	Model					
	5350ST	5425ST	5425ST-3PH	5575ST-3PH	5750ST	5850ST
Scale System	AAA-054-00135		AAA-054-00276			

Parts List			
ITE	PART NUMBER	TITLE	QTY
1	AAA-000-00059	WSHR URETHANE 2DIA	2
2	AAA-002-00995-P3	SCALE HEAD SWING ARM 5/8T (BLACK)	1
3	AAA-010-00048	SCALE HEAD MNT BRKT 1/4T	1
4	AAB-010-00193	DG WB 2-7/8DIA X 19-5/8L	2
5	AAB-010-00194	DG WB 2-1/2DIA X 15-1/4L	1
6	AAB-010-00197	DG INDICTR - STAD 04	1
7	AAB-015-10064	BOLT HEX 1/2 X 2 UNC GRD 5	2
8	AAB-015-20019	NUT NYLON LOCK 1/2 UNC GRD 2	2
9	AAB-015-30013	WSHR FLAT 1/2 USS	4

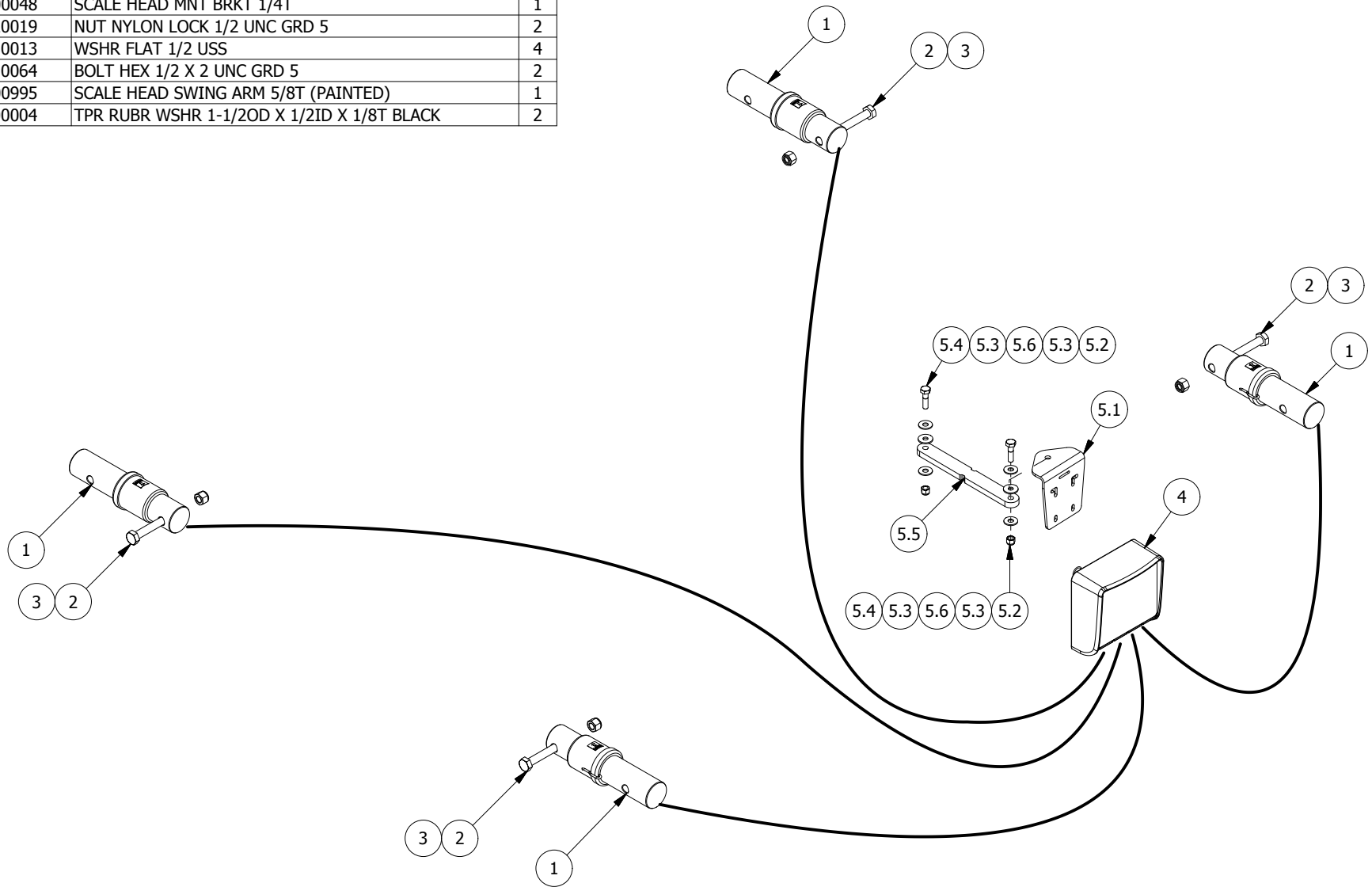


DRWN : Bcrawford	TOLERANCES (UNLESS SPECIFIED OTHERWISE) FRACTIONAL ± 1/16" DEC X.X ± 0.1" DEC X.XX ± 0.06" DEC X.XXX ± 0.031" ANGULAR ± 0.5°	
DATE : 1/21/2015		
MAT :		

CONFIDENTIAL: THESE DRAWINGS AND COPIES THEREOF REMAIN THE PROPERTY OF JAY-LOR FABRICATING INC. ANY PERSON FOUND UNLAWFULLY USING, DISTRIBUTING, OR IN POSSESSION OF THE ABOVE WILL BE PROSECUTED

Parts List

ITEM	PART NUMBER	TITLE	QTY
1	AAB-010-00190	DG WB 2-7/8DIA X 19-5/8L	4
2	AAB-015-10072	BOLT HEX 3/4 X 6 UNC GRD 8	4
3	AAB-015-20016	NUT HEX LOCK NYLON 3/4 UNC GRD 8	4
4	AAB-010-00197	DG INDICTR - STAD 04	1
5	AAA-010-00078	STATIONARY SCALE HEAD MNT BRKT KIT 5000 SERIES	1
5.1	AAA-010-00048	SCALE HEAD MNT BRKT 1/4T	1
5.2	AAB-015-20019	NUT NYLON LOCK 1/2 UNC GRD 5	2
5.3	AAB-015-30013	WSHR FLAT 1/2 USS	4
5.4	AAB-015-10064	BOLT HEX 1/2 X 2 UNC GRD 5	2
5.5	AAA-002-00995	SCALE HEAD SWING ARM 5/8T (PAINTED)	1
5.6	AAB-000-00004	TPR RUBR WSHR 1-1/2OD X 1/2ID X 1/8T BLACK	2



DRWN : CDiRamio	TOLERANCES (UNLESS SPECIFIED OTHERWISE)	<b>JAY•LOR</b> Fabricating Inc
DATE : 8/2/2017	FRACTIONAL ± 1/16"	
	DEC X.X ± 0.1"	
	DEC X.XXX ± 0.06"	
	DEC X.XXX ± 0.031"	
	ANGULAR ± 0.5°	

CONFIDENTIAL: THESE DRAWINGS AND COPIES THEREOF REMAIN THE PROPERTY OF JAY-LOR FABRICATING INC. ANY PERSON FOUND UNLAWFULLY USING, DISTRIBUTING, OR IN POSSESSION OF THE ABOVE WILL BE PROSECUTED

VIEW REP :	SHEET 1 OF 1	R#	DATE	DESCRIPTION	DR	CK
TITLE : SCALE SYSTEM FOR TWIN & 3-PHASE SINGLE STATIONARY MODELS				FILE NO : AAA-054-00276.idw		